



Micro Commercial Components

Micro Commercial Components  
20736 Marilla Street Chatsworth  
CA 91311  
Phone: (818) 701-4933  
Fax: (818) 701-4939

## MP5005 THRU MP5010

### Features

- Mounting Hole For #8 Screw
- Plastic Case With Metal Bottom
- Any Mounting Position
- Surge Rating Of 400 Amps
- Case Material: Molded Plastic. UL Flammability Classificatio Rating 94-0 and MSL Rating 1
- Lead Free Finish/RoHS Compliant (NOTE 1) ("P" Suffix designates RoHS Compliant. See ordering information)

### Maximum Ratings

- Operating Temperature: -50°C to +150°C
- Storage Temperature: -50°C to +150°C

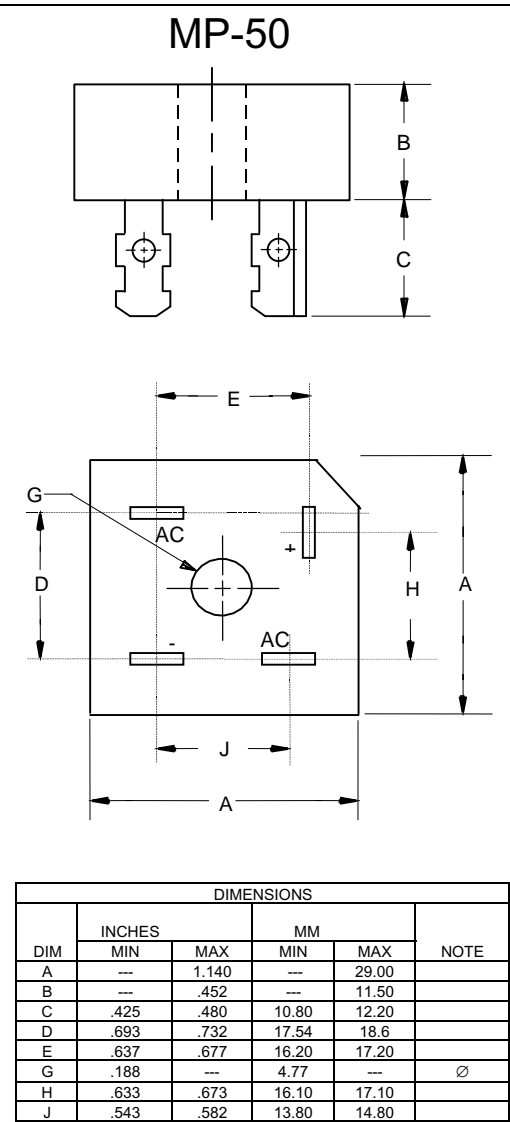
MCC Catalog Number	Device Marking	Maximum Recurrent Peak Reverse Voltage	Maximum RMS Voltage	Maximum DC Blocking Voltage
MP5005	MP5005	50V	35V	50V
MP501	MP501	100V	70V	100V
MP502	MP502	200V	140V	200V
MP504	MP504	400V	280V	400V
MP506	MP506	600V	420V	600V
MP508	MP508	800V	560V	800V
MP5010	MP5010	1000v	700V	1000v

### Electrical Characteristics @ 25°C Unless Otherwise Specified

Average Forward Current	$I_{F(AV)}$	50.0A	$T_a = 55^\circ\text{C}$
Peak Forward Surge Current	$I_{FSM}$	400A	8.3ms, half sine
Maximum Forward Voltage Drop Per Element	$V_F$	1.2V	$I_{FM} = 25\text{A per element};$ $T_J = 25^\circ\text{C (Note 2)}$
Maximum DC Reverse Current At Rated DC Blocking Voltage	$I_R$	10 $\mu\text{A}$ 1.0mA	$T_J = 25^\circ\text{C}$ $T_J = 100^\circ\text{C}$

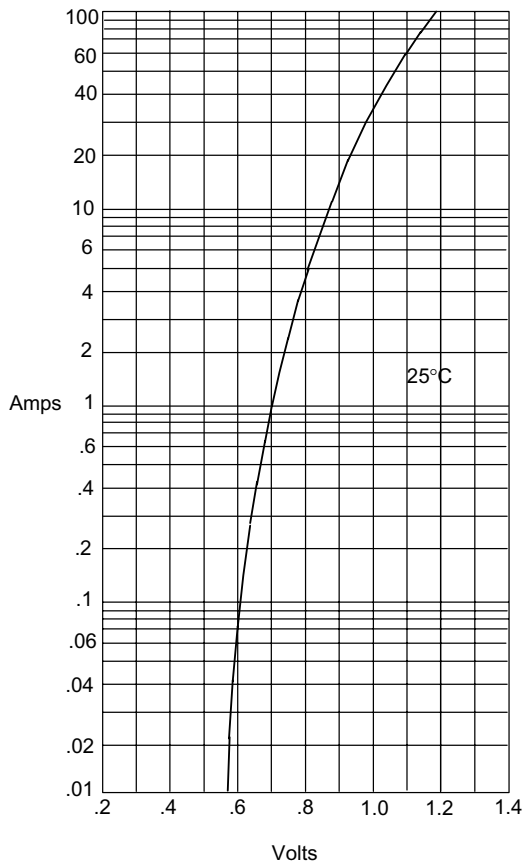
Notes: 1. High Temperature Solder Exemption Applied, see EU Directive Annex Notes 7  
2. Pulse Test: Pulse Width 300usec, Duty Cycle 1%

### 50 Amp Single Phase Bridge Rectifier 50 to 1000 Volts



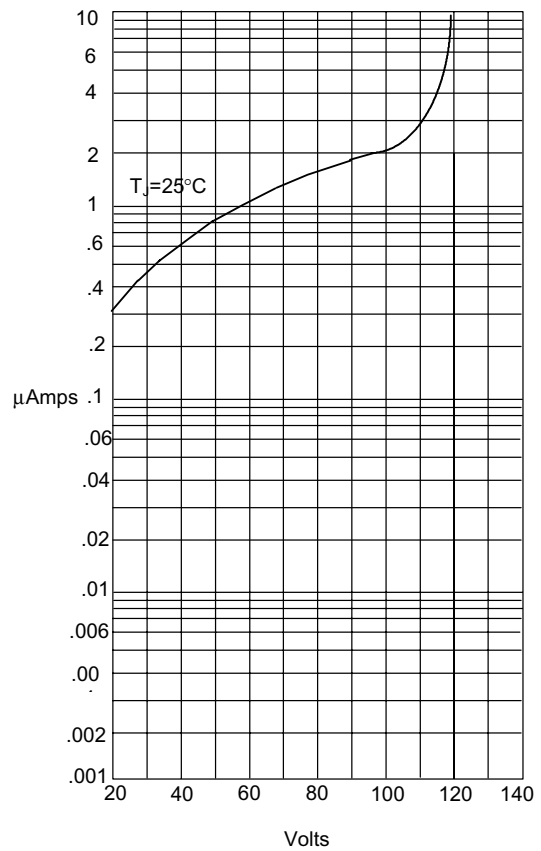
## MP5005 thru MP5010

Figure 1  
Typical Forward Characteristics



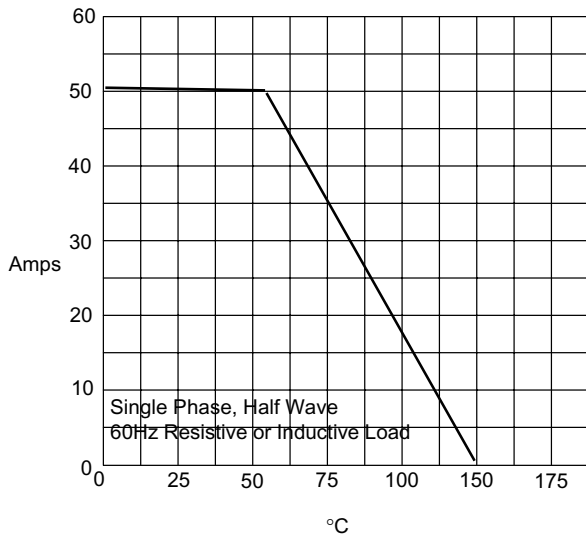
Instantaneous Forward Current - Amperes versus  
Instantaneous Forward Voltage - Volts

Figure 2  
Typical Reverse Characteristics



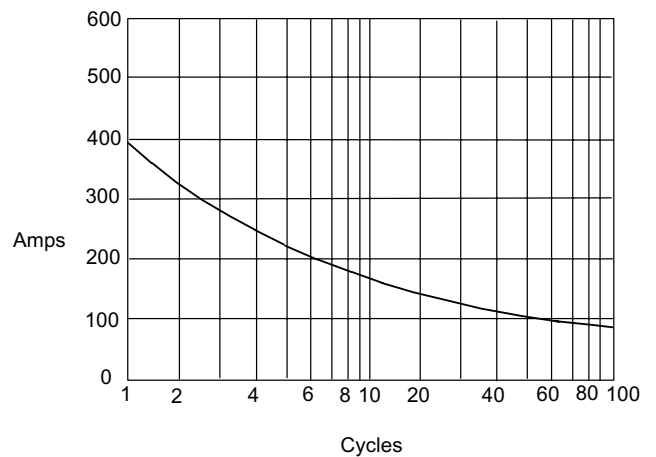
Instantaneous Reverse Leakage Current - MicroAmperes versus  
Percent Of Rated Peak Reverse Voltage - Volts

Figure 3  
Forward Derating Curve



Average Forward Rectified Current - Amperes versus  
Ambient Temperature - °C

Figure 4  
Peak Forward Surge Current



Peak Forward Surge Current - Amperes versus  
Number Of Cycles At 60Hz - Cycles



Micro Commercial Components

## Ordering Information

Device	Packing
(Part Number)-BP	Bulk;50pcs/Box

### \*\*\*IMPORTANT NOTICE\*\*\*

*Micro Commercial Components Corp.* reserves the right to make changes without further notice to any product herein to make corrections, modifications , enhancements , improvements , or other changes . *Micro Commercial Components Corp.* does not assume any liability arising out of the application or use of any product described herein; neither does it convey any license under its patent rights ,nor the rights of others . The user of products in such applications shall assume all risks of such use and will agree to hold *Micro Commercial Components Corp.* and all the companies whose products are represented on our website, harmless against all damages.

### \*\*\*APPLICATIONS DISCLAIMER\*\*\*

Products offer by *Micro Commercial Components Corp.* are not intended for use in Medical, Aerospace or Military Applications.

[www.mccsemi.com](http://www.mccsemi.com)