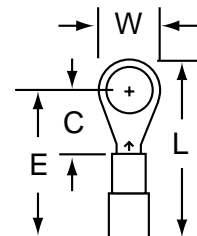




Scotchlok™ Terminals

MNG24-0R thru MNG24-10R

Ring Tongue, Nylon Insulated with Insulation Grip



Data Sheet

Product Number	Wire Range (AWG)	Stud Size	W	C	L	E	Thickness	Barrel Length	Barrel I.D.	Maximum Insulation Diameter
MNG24-0R	26-24	0	0.14	0.12	0.47	0.40	0.020	0.13	0.030	0.093
MNG24-2R	26-24	2	0.14	0.12	0.47	0.40	0.020	0.13	0.030	0.093
MNG24-4R	26-24	4	0.20	0.21	0.60	0.49	0.020	0.14	0.030	0.093
MNG24-6R	26-24	6	0.20	0.21	0.60	0.49	0.020	0.14	0.030	0.093
MNG24-8R	26-24	8	0.25	0.28	0.69	0.56	0.020	0.13	0.030	0.093
MNG24-10R	26-24	10	0.25	0.28	0.69	0.56	0.020	0.13	0.030	0.093

Specifications

Wire Size:
Barrel Seam:
Max. Voltage Rating:

See Table Above
Butted with Insulation Grip
600 V Building Wire
1000 V Signs, Fixtures
and Luminaires

Max. Operating Temp.:
Max. Current:
Insulator Material:
Terminal Material:
Insulation Grip Material:
Plating:

221°F (105°C)
Same as Wire
Nylon
ETP Copper
Brass
Tin

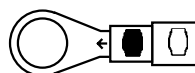
Installation Information


⚠ WARNING

Turn power off before installing or removing terminal. All electrical work should be done according to appropriate electrical codes.

Strip away the end 3/8 inch of wire insulation.

Make the crimp in the proper station of a recommended 3M crimp tool: TH-450 (scissor style) hand tool.



 Barrel Crimp (Electrical)

 Insulation Crimp (Mechanical)

Engineering Specification

Crimp-type terminals shall, electrically and mechanically, connect to a pre-stripped end of a stranded copper wire: and have a flat tongue portion with a central opening for mounting around a screw or stud.

The terminal line shall offer tongue variations in hole (stud) size (6, 8 10, etc.) and configuration (ring, fork, block fork, flanged block fork, locking fork, etc.): and barrel variations in wire (AWG) size (24, 22-18, 16-14, 12-10, etc.) and construction (non-insulated brazed seam, vinyl insulated butted seam, nylon insulated with insulation grip, etc.).

The nylon-insulated, ring tongue terminal with insulation grip shall be tin-plated, annealed copper, with the tongue having a specified stud hole (size 0 thru 10) and a butted seam barrel with a tin plated brass, funnel entry insulation grip, covered by a molded nylon sleeve, color coded and sized for a specified (AWG) wire range (26-24).

3M and Scotchlok are trademarks of 3M.

IMPORTANT NOTICE

Before using this product, you must evaluate it and determine if it is suitable for your intended application. You assume all risks and liability associated with such use.

Warranty; Limited Remedy; Limited Liability. This product will be free from defects in material and manufacture as of the date of purchase. **3M MAKES NO OTHER WARRANTIES INCLUDING, BUT NOT LIMITED TO, ANY IMPLIED WARRANTY OF MERCHANTABILITY OR FITNESS FOR A PARTICULAR PURPOSE.** If this product is defective within the warranty period stated above, your exclusive remedy shall be, at 3M's option, to replace or repair the 3M product or refund the purchase price of the 3M product. **Except where prohibited by law, 3M will not be liable for any loss or damage arising from this 3M product, whether direct, indirect, special, incidental or consequential regardless of the legal theory asserted.**



Electrical Products Division

6801 River Place Blvd.
Austin, TX 78726-9000
<http://www.3M.com/elpd>