



Micro Commercial Components

Micro Commercial Components
 20736 Marilla Street Chatsworth
 CA 91311
 Phone: (818) 701-4933
 Fax: (818) 701-4939

MMDT4403

PNP Plastic-Encapsulate Transistors

Features

- Epitaxial Planar Die Construction
- Ideal for Low Power Amplification and Switching
- Case Material: Molded Plastic. UL Flammability Classification Rating 94-0 and MSL Rating 1
- Marking: K4M/K2T

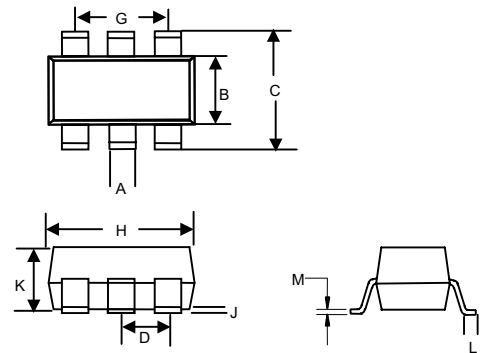
Maximum Ratings @ 25°C Unless Otherwise Specified

Symbol	Rating	Rating(PNP)	Unit
V _{CEO}	Collector-Emitter Voltage	40	V
V _{CBO}	Collector-Base Voltage	40	V
V _{EBO}	Emitter-Base Voltage	5	V
I _C	Collector Current-Continuous	0.6	A
P _C	Collector Dissipation	0.2	W
T _J	Operating Junction Temperature	-55 to +150	°C
T _{STG}	Storage Temperature	-55 to +150	°C

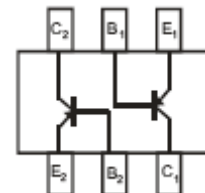
Electrical Characteristics @ 25°C Unless Otherwise Specified

Symbol	Parameter	Min	Max	Units
V _{(BR)CEO}	Collector-Emitter Breakdown Voltage (I _C =-1mA, I _B =0)	40	---	Vdc
V _{(BR)CBO}	Collector-Base Breakdown Voltage (I _C =100uAdc, I _E =0)	40	---	Vdc
V _{(BR)EBO}	Collector-Emitter Breakdown Voltage (I _E =100uAdc, I _C =0)	5	---	Vdc
I _{CBO}	Collector Cutoff Current (V _{CB} =50Vdc, I _E =0)	---	0.1	uAdc
I _{EBO}	Emitter Cutoff Current (V _{EB} =-5Vdc, I _C =0)	---	0.1	uAdc
h _{FE}	DC Current Gain (I _C =0.1mA, V _{CE} =1Vdc)	30	---	---
	(I _C =1mA, V _{CE} =1Vdc)	60	---	
	(I _C =10mA, V _{CE} =1Vdc)	100	---	
	(I _C =150mA, V _{CE} =2Vdc)	100	300	
V _{CE(sat)}	Collector-Emitter Saturation Voltage (I _C =150mA, I _B =15mA)	---	0.4	Vdc
	(I _C =500mA, I _B =50mA)	---	0.75	
V _{BE(sat)}	Base-Emitter Saturation Voltage (I _C =150mA, I _B =15mA)	0.75	0.95	Vdc
	(I _C =500mA, I _B =50mA)	---	1.3	
f _T	Current Gain-Bandwidth Product (V _{CE} =10.0Vdc, I _C =20mA, f=100MHz)	200	---	MHz
C _{ob}	Output Capacitance (V _{CB} =10Vdc, f=1.0MHz, I _E =0)	---	8.5	pF
t _d	Delay Time	V _{CC} =30V, I _C =150mA, V _{BE} =2.00V, I _{B1} =15.00mA		ns
t _r	Rise Time	V _{BE} =2.00V, I _{B1} =15.00mA		ns
t _S	Storage Time	V _{CC} =30V, I _C =150mA, I _{B1} =I _{B2} =15mA		ns
t _f	Fall Time	V _{CC} =30V, I _C =150mA, I _{B1} =I _{B2} =15mA		ns

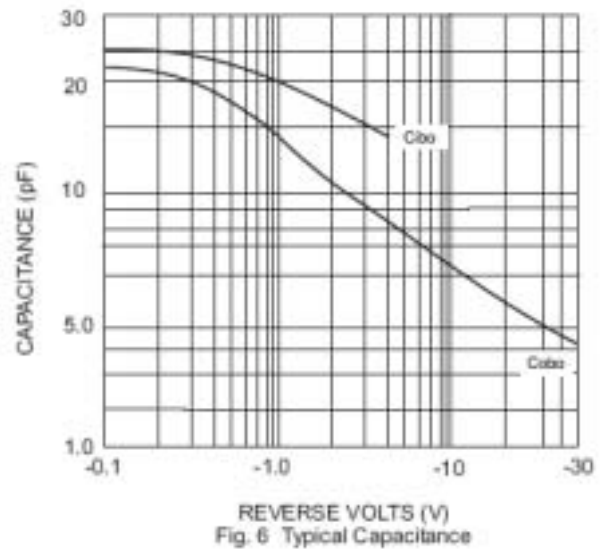


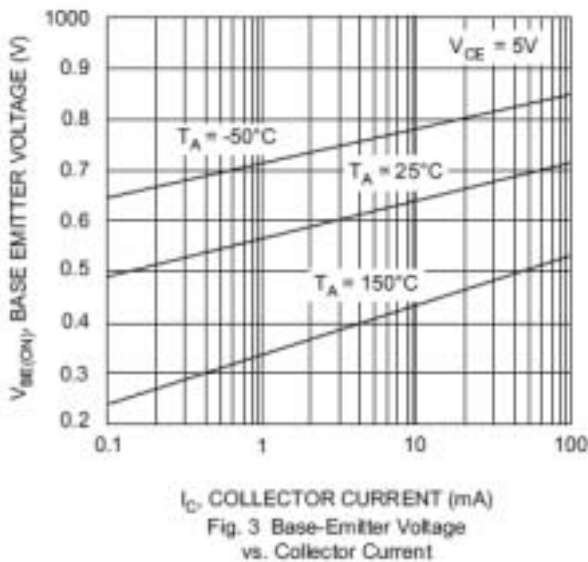
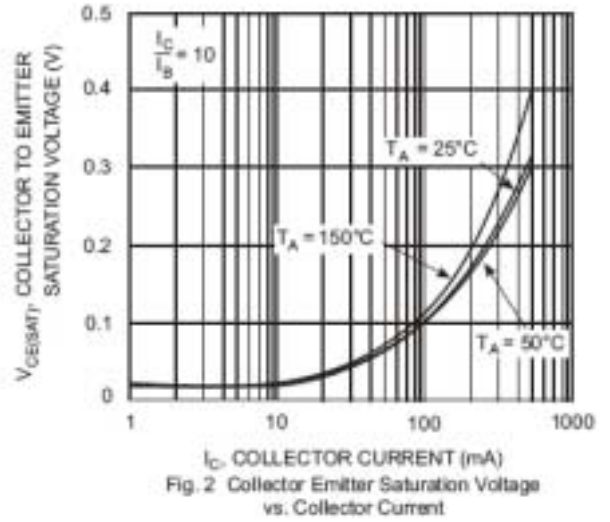
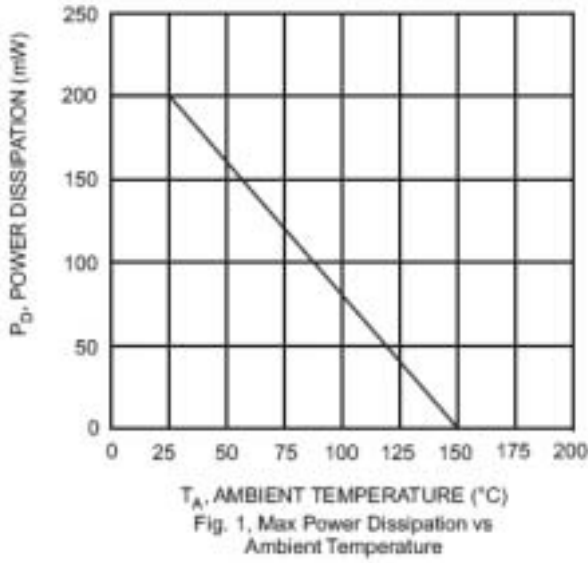
SOT-363



DIM	DIMENSIONS				NOTE
	INCHES		MM		
	MIN	MAX	MIN	MAX	
A	.006	.014	0.15	0.35	
B	.045	.053	1.15	1.35	
C	.085	.096	2.15	2.45	
D	.026		0.65Nominal		
G	.047	.055	1.20	1.40	
H	.071	.087	1.80	2.20	
J	---	.004	---	0.10	
K	.035	.043	0.90	1.10	
L	.010	.018	0.26	0.46	
M	.003	.006	0.08	0.15	



MMDT4403





Micro Commercial Components

Ordering Information

Device	Packing
(Part Number)-TP	Tape&Reel;3Kpcs/Reel

IMPORTANT NOTICE

Micro Commercial Components Corp. reserves the right to make changes without further notice to any product herein to make corrections, modifications, enhancements, improvements, or other changes. *Micro Commercial Components Corp.* does not assume any liability arising out of the application or use of any product described herein; neither does it convey any license under its patent rights, nor the rights of others. The user of products in such applications shall assume all risks of such use and will agree to hold *Micro Commercial Components Corp.* and all the companies whose products are represented on our website, harmless against all damages.

APPLICATIONS DISCLAIMER

Products offer by *Micro Commercial Components Corp.* are not intended for use in Medical, Aerospace or Military Applications.