



# MC/MZ12 Series

**6A to 30A, 250VAC EMI Filters**



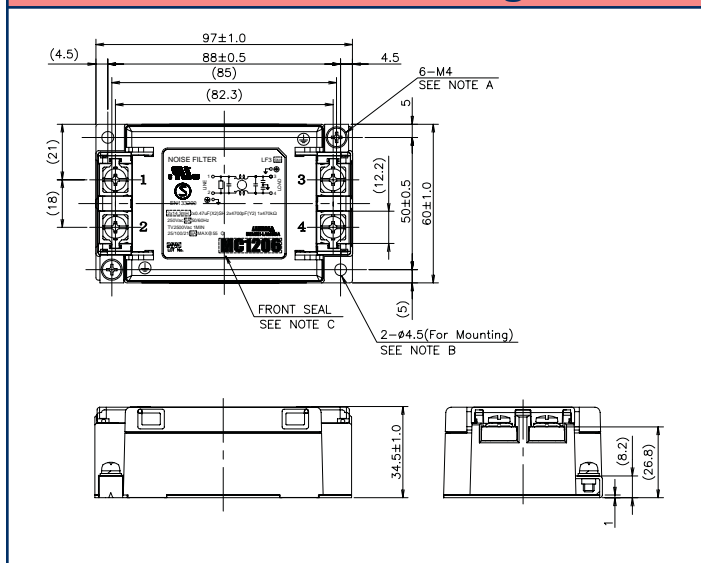
## Features

- ◆ Low Leakage Current Versions
- ◆ Chassis or DIN Rail mount
- ◆ Safety Agency Approved
- ◆ High Pulse or Noise Attenuation Versions
- ◆ Easy Connection and Installation
- ◆ RoHS Compliant

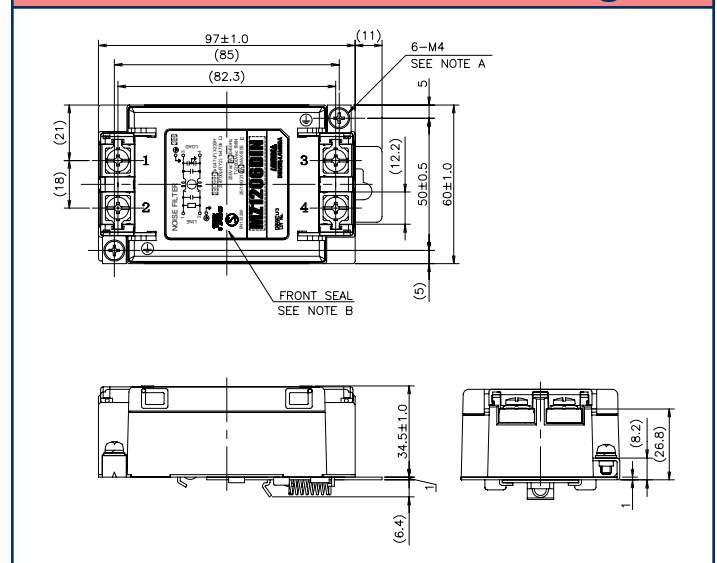
## Specifications

ITEMS	MODELS	MC1206	MC1210	MC1216	MC1220	MC1230
		MZ1206	MZ1210	MZ1216	MZ1220	MZ1230
Rated Current		6A	10A	16A	20A	30A
Rated Voltage	VAC	250				
Test Voltage (For 1 min.)	V	Terminals to Case: 2500VAC				
Isolation Resistance	MΩ	100MΩ minimum (terminals to case, 500VDC)				
DC Resistance (both lines)	mΩ	130	50	24	15	7
Temperature Rise	°C	30				
Operating Temperature	°C	-25 to +85°C (see derating curve)				
Storage Temperature	°C	-40 to +85				
Operating Humidity	-	30 to 95% RH (non condensing)				
Storage Humidity	-	10 to 95% RH (non condensing)				
Vibration	-	10-55-10Hz sweep for 1 minute Amplitude 1.5mm constant (max 88.3m/s <sup>2</sup> , X, Y, Z (2 hours each))				
Safety Standards	-	Approved by UL1283, CSA Std C22.2 No.8 (CUL), EN133200 (SEMKO)				
Weight (Typ)	g	300				
Warranty	yr	1 Year				

## MC/MZ12 Outline Drawing



## MC/MZ12 DIN Outline Drawing



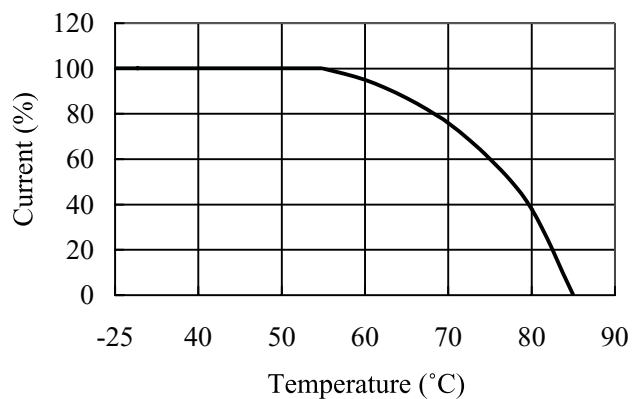


# MC/MZ12 Series

## Model Selector

Model	Current Rating	Leakage Current (250VAC 60Hz)	Characteristic	Mounting
MC1206	6A	1mA	High Attenuation in low frequency	Chassis
MC1206DIN	6A	1mA	High Attenuation in low frequency	DIN Rail
MC1206L	6A	0.01mA	High Attenuation in low frequency	Chassis
MZ1206	6A	1mA	High Pulse Attenuation	Chassis
MZ1206DIN	6A	1mA	High Pulse Attenuation	DIN Rail
MZ1206L	6A	0.01mA	High Pulse Attenuation	Chassis
MC1210	10A	1mA	High Attenuation in low frequency	Chassis
MC1210DIN	10A	1mA	High Attenuation in low frequency	DIN Rail
MC1210L	10A	0.01mA	High Attenuation in low frequency	Chassis
MZ1210	10A	1mA	High Pulse Attenuation	Chassis
MZ1210DIN	10A	1mA	High Pulse Attenuation	DIN Rail
MZ1210L	10A	0.01mA	High Pulse Attenuation	Chassis
MC1216	16A	1mA	High Attenuation in low frequency	Chassis
MC1216DIN	16A	1mA	High Attenuation in low frequency	DIN Rail
MC1216L	16A	0.01mA	High Attenuation in low frequency	Chassis
MZ1216	16A	1mA	High Pulse Attenuation	Chassis
MZ1216DIN	16A	1mA	High Pulse Attenuation	DIN Rail
MZ1216L	16A	0.01mA	High Pulse Attenuation	Chassis
MC1220	20A	1mA	High Attenuation in low frequency	Chassis
MC1220DIN	20A	1mA	High Attenuation in low frequency	DIN Rail
MC1220L	20A	0.01mA	High Attenuation in low frequency	Chassis
MZ1220	20A	1mA	High Pulse Attenuation	Chassis
MZ1220DIN	20A	1mA	High Pulse Attenuation	DIN Rail
MZ1220L	20A	0.01mA	High Pulse Attenuation	Chassis
MC1230	30A	1mA	High Attenuation in low frequency	Chassis
MC1230DIN	30A	1mA	High Attenuation in low frequency	DIN Rail
MC1230L	30A	0.01mA	High Attenuation in low frequency	Chassis
MZ1230	30A	1mA	High Pulse Attenuation	Chassis
MZ1230DIN	30A	1mA	High Pulse Attenuation	DIN Rail
MZ1230L	30A	0.01mA	High Pulse Attenuation	Chassis

## Derating



For Additional Information, please visit  
[www.lambdapower.com/products/mc-mz12-series.htm](http://www.lambdapower.com/products/mc-mz12-series.htm)