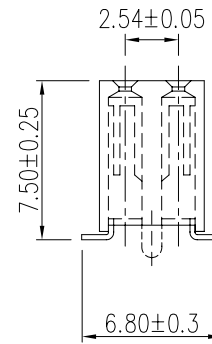
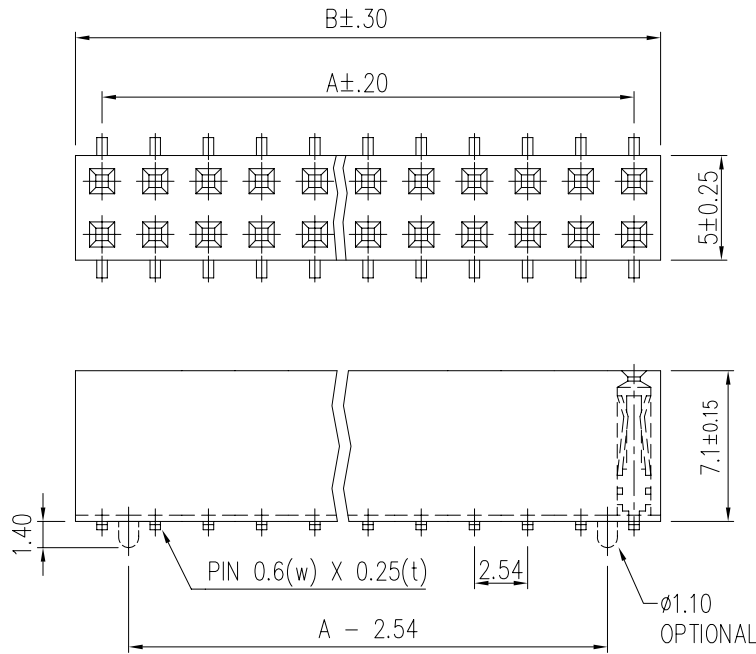
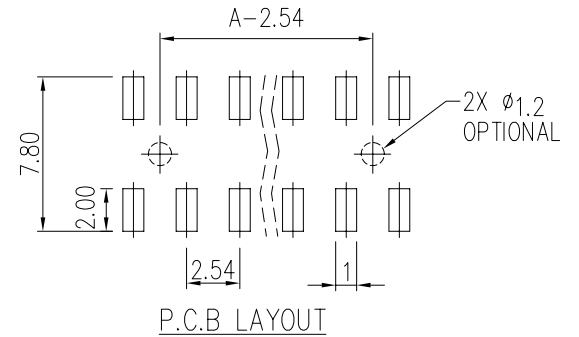


No. of Positions	DIMENSIONS	
	A	B
2	2.54	5.58
3	5.08	8.12
4	7.62	10.66
5	10.16	13.20
6	12.70	15.74
7	15.24	18.28
8	17.78	20.82
9	20.32	23.36
10	22.86	25.90
11	25.40	28.44
12	27.94	30.98
13	30.48	33.52
14	33.02	36.06
15	35.56	38.60
16	38.10	41.14
17	40.64	43.68
18	43.18	46.22
19	45.72	48.76
20	48.26	51.30
21	50.80	53.84
22	53.34	56.38
23	55.88	58.92
24	58.42	61.46
25	60.96	64.00
26	63.50	66.54
27	66.04	69.08
28	68.58	71.62
29	71.12	74.16
30	73.66	76.70
31	76.20	79.24
32	78.74	81.78
33	81.28	84.32
34	83.82	86.86
35	86.36	89.40
36	88.90	91.94
37	91.44	94.48
38	93.98	97.02
39	96.52	99.56
40	99.06	102.10



PART NUMBER CODING
 NPxCxx2KFMx-RC

- MOUNTING_STYLES
 - P - SURFACE MOUNT W/ GUIDE PINS
 - S - SURFACE MOUNT W/O GUIDE PINS
- NUMBER OF POSTIONS (2 - 40)
- PLATING
 - P - GOLD FLASH OVERALL
 - T - TIN OVERALL



SPECIFICATIONS

CURRENT RATING : 3 AMPS
 INSULATOR RESISTANCE : 5000 MEGOHMS MIN.
 CONTACT RESISTANCE : 20 MILLIOHMS MAX.
 DIELECTRIC WITHSTANDING : AC 500V
 MAX PROCESSING TEMP : 230°C FOR 30 TO 60 SECONDS
 (260°C FOR 10 SECONDS)
 OPERATING TEMPERATURE : -40°C TO +125°C
 CONTACT MATERIAL : PHOSPHOR BRONZE.
 INSULATOR MATERIAL: NYLON 6T, UL 94V-0
 CONTACT PLATING: SEE PART NUMBER CODING



ROHS COMPLIANT

SCALE	NTS	DRAW	TT	Sullins Electronics San Marcos, CA Tel: 760 744-0125 www.SullinsElectronics.com
UNIT	MM	CHECK	MNH	
TOLERANCE		DATE	6/14/2005	NAME: FEMALE HEADER, 2.54mm SPACING 7.1mm INSULATOR, SMT
.0=±0.35 .00=±0.2 ANG=±5°		PROJECTION		PART NO NPxCxx2KFMx-RC
				DRAW NO 10488

REV.	ECO	DESCRIPTION	DATE	BY
A	647	INITIAL RELEASE	6/14/2005	TT
B	701	UPDATED DIMENSIONS	8/15/2005	TT
C	765	ADDED .50mm TO 'B' DIM	10/12/2005	TT