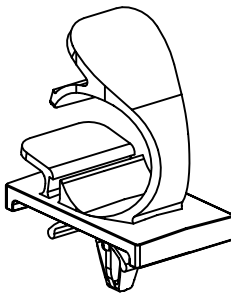
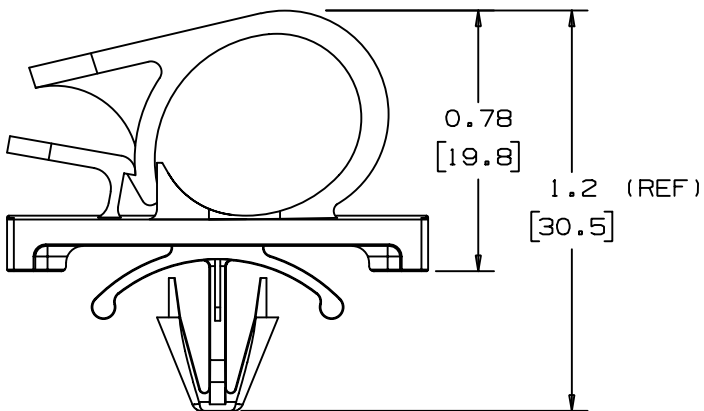
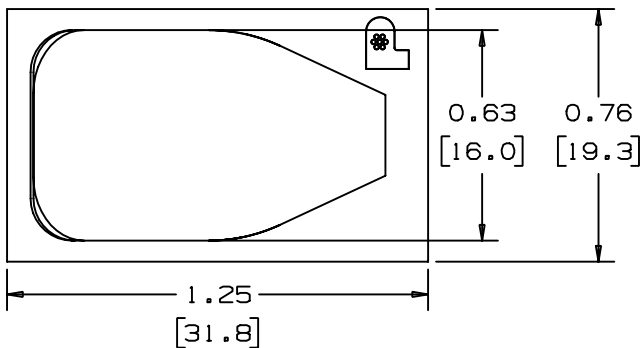


THIS COPY IS PROVIDED ON A RESTRICTED BASIS AND IS NOT TO BE USED IN ANY WAY DETRIMENTAL TO THE INTERESTS OF PANDUIT CORP.



SCALE: FULL

PANDUIT PART NUMBER*	MAXIMUM CABLE DIA. in. (mm)	WEIGHT lbs. (g)/100pcs	HOLE SIZE DIA. RANGE	PANEL THK. RANGE
LWC50H25	0.50 [12.7]	0.86 [392]	3/16"-1/4" [5-6]	0.025-0.105 [0.5-3]

NOTES:

* 1) SEE CURRENT PRICE SHEET FOR PART NUMBER SUFFIX DESIGNATION, FOR PACKAGE SIZE.

DIMENSIONS IN BRACKETS ARE METRIC [mm]

CAD FILENAME/LAYERS G00167BA_PB_LWC50H25_02

PANDUIT

CORP. TINLEY PARK, ILLINOIS

LWC50H25
LATCHING WIRE CLIP

UNLESS OTHERWISE SPECIFIED,
DIMENSIONAL TOLERANCES ARE:
(.X) ± 0.05 (1.3) (.XXX) ± 0.010 (0.25)
(.XX) ± 0.02 (0.5) ANGLES $\pm 5^\circ$

UNLESS OTHERWISE SPECIFIED,
ALL DIMENSIONS ARE GIVEN
IN INCHES, THIRD ANGLE PROJECTION.

DRAWN BY KLN

MAT'L:

DATE 7/27/93

NYLON 6/6

SCALE 2X

DRAWING NO.
GB0167BA

A
SIZ

2	01/04/99	DWP		CHANGED OVERALL HIEGHT DIM. TO REF.	GB0167BA	2				
1	10/20/95	CBJ		REVISED HOLE SIZE & PANEL THICKNESS RANGE	GB0167BA	1				
R	7/27/93	KLN		INITIAL RELEASE	GB0167BA	R				
REV	DATE	BY	CHK	DESCRIPTION	ECN	- R	CUST	SUP		