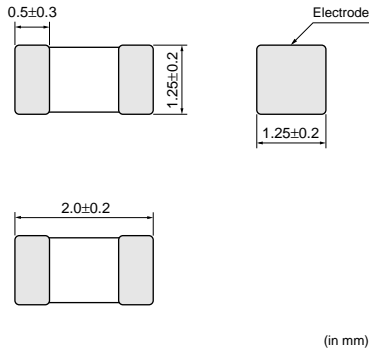


Chip Inductors (Chip Coils) for Choke Monolithic Type

LQM21F_70 Series (0805 Size)

■ Dimension



■ Packaging

Code	Packaging	Minimum Quantity
L	180mm Embossed Tape	3000 *2
B	Bulk(Bag)	1000

*1: only LQM21D (1.0 to 10μH)/LQM21F (1.0 to 2.2μH)

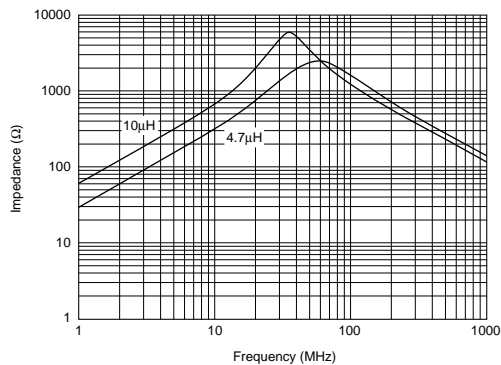
*2: only LQM21D (22 to 47μH)/LQM21F (4.7 to 47μH)

■ Rated Value (□: packaging code)

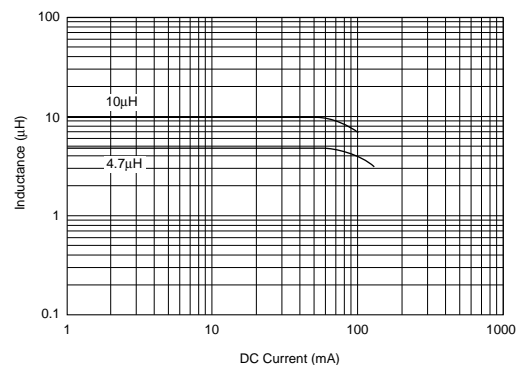
Part Number	Inductance	Test Frequency	Rated Current	DC Resistance	Self Resonance Frequency (min.)	Class of Magnetic Shield
LQM21FN4R7M70 □	4.7μH±20%	1MHz	120mA	0.35ohm±30%	25MHz	Magnetic shield of ferrite
LQM21FN100M70 □	10μH±20%	1MHz	100mA	0.60ohm±30%	15MHz	Magnetic shield of ferrite

Operating Temperature Range: -55°C to +125°C

■ Impedance - Frequency Characteristics



■ Inductance - Current Characteristics



■ ⚠ Caution/Notice

⚠ Caution (Rating)

Do not use products beyond the rated current as this may create excessive heat.

Notice

Solderability of Tin plating termination chip might be deteriorated when low temperature soldering profile where peak solder temperature is below the Tin melting point is used. Please confirm the solderability of Tin plating termination chip before use.

● This data sheet is applied for CHIP INDUCTORS (CHIP COILS) used for General Electronics equipment for your design.

⚠ Note:

1. This datasheet is downloaded from the website of Murata Manufacturing co., Ltd. Therefore, it's specifications are subject to change or our products in it may be discontinued without advance notice. Please check with our sales representatives or product engineers before ordering.
2. This datasheet has only typical specifications because there is no space for detailed specifications. Therefore, please approve our product specifications or transact the approval sheet for product specifications before ordering.