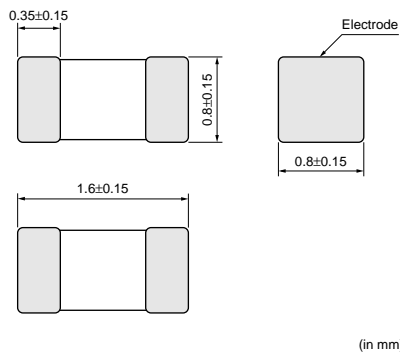


# Chip Inductors (Chip Coils) for General Use Monolithic Type

## LQM18N Series (0603 Size)

### ■ Dimension



### ■ Packaging

Code	Packaging	Minimum Quantity
D	180mm Paper Tape	4000
J	330mm Paper Tape	10000
B	Bulk(Bag)	1000

### ■ Rated Value (□: packaging code)

Part Number	Inductance	Test Frequency	Rated Current	Max. of DC Resistance	Q (min.)	Test Frequency	Self Resonance Frequency (min.)	Class of Magnetic Shield
LQM18NN47NM00□	47nH±20%	50MHz	50mA	0.30ohm	10	50MHz	260MHz	Magnetic shield of ferrite
LQM18NN68NM00□	68nH±20%	50MHz	50mA	0.30ohm	10	50MHz	250MHz	Magnetic shield of ferrite
LQM18NN82NM00□	82nH±20%	50MHz	50mA	0.30ohm	10	50MHz	245MHz	Magnetic shield of ferrite
LQM18NNR10K00□	100nH±10%	25MHz	50mA	0.50ohm	15	25MHz	240MHz	Magnetic shield of ferrite
LQM18NNR12K00□	120nH±10%	25MHz	50mA	0.50ohm	15	25MHz	205MHz	Magnetic shield of ferrite
LQM18NNR15K00□	150nH±10%	25MHz	50mA	0.60ohm	15	25MHz	180MHz	Magnetic shield of ferrite
LQM18NNR18K00□	180nH±10%	25MHz	50mA	0.60ohm	15	25MHz	165MHz	Magnetic shield of ferrite
LQM18NNR22K00□	220nH±10%	25MHz	50mA	0.80ohm	15	25MHz	150MHz	Magnetic shield of ferrite
LQM18NNR27K00□	270nH±10%	25MHz	50mA	0.80ohm	15	25MHz	136MHz	Magnetic shield of ferrite
LQM18NNR33K00□	330nH±10%	25MHz	35mA	0.85ohm	15	25MHz	125MHz	Magnetic shield of ferrite
LQM18NNR39K00□	390nH±10%	25MHz	35mA	1.00ohm	15	25MHz	110MHz	Magnetic shield of ferrite
LQM18NNR47K00□	470nH±10%	25MHz	35mA	1.35ohm	15	25MHz	105MHz	Magnetic shield of ferrite
LQM18NNR56K00□	560nH±10%	25MHz	35mA	1.55ohm	15	25MHz	95MHz	Magnetic shield of ferrite
LQM18NNR68K00□	680nH±10%	25MHz	35mA	1.70ohm	15	25MHz	90MHz	Magnetic shield of ferrite
LQM18NNR82K00□	820nH±10%	25MHz	35mA	2.10ohm	15	25MHz	85MHz	Magnetic shield of ferrite
LQM18NN1R0K00□	1000nH±10%	10MHz	25mA	0.60ohm	35	10MHz	75MHz	Magnetic shield of ferrite
LQM18NN1R2K00□	1200nH±10%	10MHz	25mA	0.80ohm	35	10MHz	65MHz	Magnetic shield of ferrite
LQM18NN1R5K00□	1500nH±10%	10MHz	25mA	0.80ohm	35	10MHz	60MHz	Magnetic shield of ferrite
LQM18NN1R8K00□	1800nH±10%	10MHz	25mA	0.95ohm	35	10MHz	55MHz	Magnetic shield of ferrite
LQM18NN2R2K00□	2200nH±10%	10MHz	15mA	1.15ohm	35	10MHz	50MHz	Magnetic shield of ferrite

Operating Temperature Range: -40°C to +85°C

Continued on the following page.

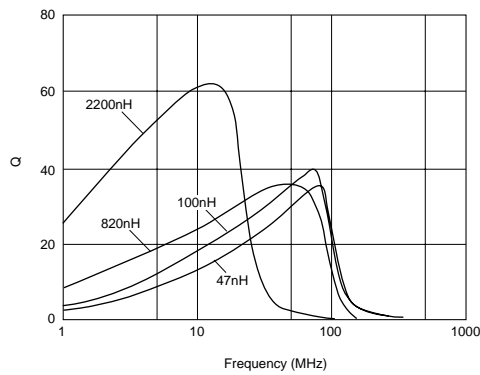
● This data sheet is applied for CHIP INDUCTORS (CHIP COILS) used for General Electronics equipment for your design.

### ⚠ Note:

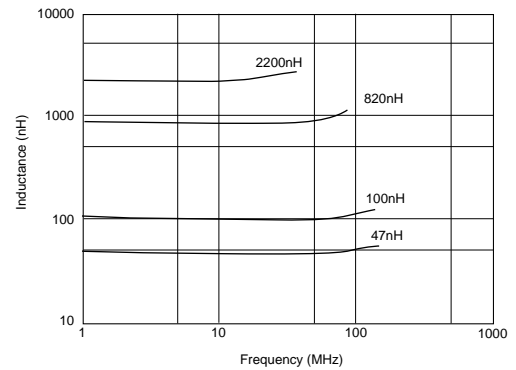
1. This datasheet is downloaded from the website of Murata Manufacturing co., Ltd. Therefore, it's specifications are subject to change or our products in it may be discontinued without advance notice. Please check with our sales representatives or product engineers before ordering.
2. This datasheet has only typical specifications because there is no space for detailed specifications. Therefore, please approve our product specifications or transact the approval sheet for product specifications before ordering.

Continued from the preceding page.

### ■ Q - Frequency Characteristics (Typ.)



### ■ Inductance - Frequency Characteristics (Typ.)



### ■ ⚠ Caution/Notice

#### ⚠ Caution (Rating)

Do not use products beyond the rated current as this may create excessive heat.

#### Notice

Solderability of Tin plating termination chip might be deteriorated when low temperature soldering profile where peak solder temperature is below the Tin melting point is used. Please confirm the solderability of Tin plating termination chip before use.

● This data sheet is applied for CHIP INDUCTORS (CHIP COILS) used for General Electronics equipment for your design.

#### ⚠ Note:

1. This datasheet is downloaded from the website of Murata Manufacturing co., Ltd. Therefore, it's specifications are subject to change or our products in it may be discontinued without advance notice. Please check with our sales representatives or product engineers before ordering.
2. This datasheet has only typical specifications because there is no space for detailed specifications. Therefore, please approve our product specifications or transact the approval sheet for product specifications before ordering.