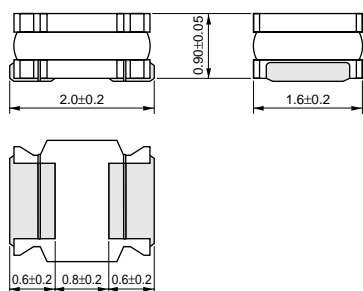


# Chip Inductors (Chip Coils) for DC-DC Converter Wire Wound Type

## LQH2MC\_02 Series (0806 Size)

### ■ Dimension



(in mm)

### ■ Packaging

Code	Packaging	Minimum Quantity
<b>L</b>	180mm Embossed Tape	3000
<b>B</b>	Bulk(Bag)	100

### ■ Rated Value (□: packaging code)

Part Number	Inductance	Inductance Test Frequency	Allowable DC Current (Based on Temperature Rise)	Allowable DC Current (Based on Inductance Change)	DC Resistance	Self Resonance Frequency (min.)	Class of Magnetic Shield
LQH2MCN1R0M02□	1.0μH±20%	1MHz	485mA	-	0.30ohm±30%	100MHz	No magnetic shield
LQH2MCN1R5M02□	1.5μH±20%	1MHz	445mA	-	0.40ohm±30%	95MHz	No magnetic shield
LQH2MCN2R2M02□	2.2μH±20%	1MHz	425mA	-	0.48ohm±30%	70MHz	No magnetic shield
LQH2MCN3R3M02□	3.3μH±20%	1MHz	375mA	-	0.60ohm±30%	65MHz	No magnetic shield
LQH2MCN4R7M02□	4.7μH±20%	1MHz	300mA	-	0.8ohm±30%	60MHz	No magnetic shield
LQH2MCN5R6M02□	5.6μH±20%	1MHz	280mA	-	0.9ohm±30%	60MHz	No magnetic shield
LQH2MCN6R8M02□	6.8μH±20%	1MHz	255mA	-	1.0ohm±30%	55MHz	No magnetic shield
LQH2MCN8R2M02□	8.2μH±20%	1MHz	235mA	-	1.1ohm±30%	50MHz	No magnetic shield
LQH2MCN100K02□	10μH±10%	1MHz	225mA	-	1.2ohm±30%	48MHz	No magnetic shield
LQH2MCN120K02□	12μH±10%	1MHz	210mA	-	1.4ohm±30%	44MHz	No magnetic shield
LQH2MCN150K02□	15μH±10%	1MHz	200mA	-	1.6ohm±30%	40MHz	No magnetic shield
LQH2MCN180K02□	18μH±10%	1MHz	190mA	-	1.8ohm±30%	35MHz	No magnetic shield
LQH2MCN220K02□	22μH±10%	1MHz	185mA	-	2.1ohm±30%	30MHz	No magnetic shield
LQH2MCN270K02□	27μH±10%	1MHz	180mA	-	2.5ohm±30%	30MHz	No magnetic shield
LQH2MCN330K02□	33μH±10%	1MHz	160mA	-	2.8ohm±30%	28MHz	No magnetic shield
LQH2MCN390K02□	39μH±10%	1MHz	125mA	-	4.4ohm±30%	24MHz	No magnetic shield
LQH2MCN470K02□	47μH±10%	1MHz	120mA	-	5.1ohm±30%	18MHz	No magnetic shield
LQH2MCN560K02□	56μH±10%	1MHz	110mA	-	5.7ohm±30%	17MHz	No magnetic shield
LQH2MCN680K02□	68μH±10%	1MHz	100mA	-	6.6ohm±30%	14MHz	No magnetic shield
LQH2MCN820K02□	82μH±10%	1MHz	90mA	-	7.5ohm±30%	14MHz	No magnetic shield

Operating Temperature Range: -40°C to +85°C


Only for reflow soldering.

Continued on the following page.

● This data sheet is applied for CHIP INDUCTORS (CHIP COILS) used for General Electronics equipment for your design.

### ⚠ Note:

1. This datasheet is downloaded from the website of Murata Manufacturing co., Ltd. Therefore, it's specifications are subject to change or our products in it may be discontinued without advance notice. Please check with our sales representatives or product engineers before ordering.
2. This datasheet has only typical specifications because there is no space for detailed specifications. Therefore, please approve our product specifications or transact the approval sheet for product specifications before ordering.

 Continued from the preceding page.

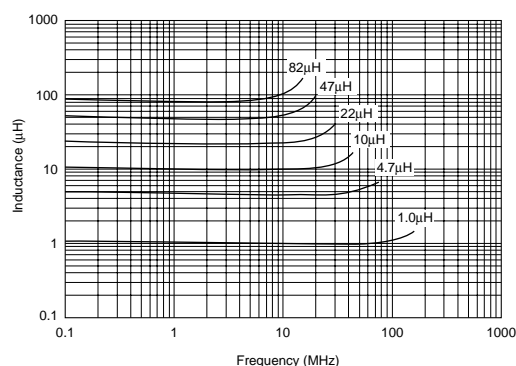
### ■ Notice (Allowable DC Current)

<Allowable DC Current>

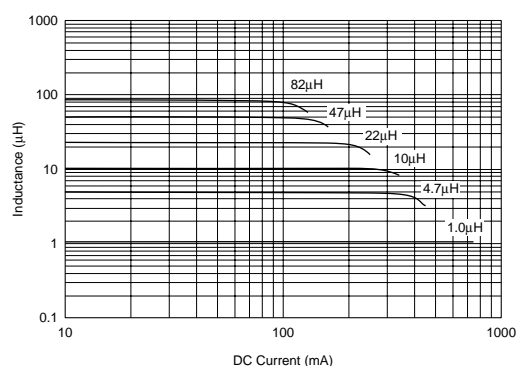
When Allowable DC Current is applied to the Products, self-generation of heat will rise to 40°C or less.

When Allowable DC Current is applied to the Products, Inductance will be within  $\pm 30\%$  of nominal Inductance value.

### ■ Inductance - Frequency Characteristics (Typ.)



### ■ Inductance - Current Characteristics (Typ.)



### ■ ⚠ Caution/Notice

#### ⚠ Caution (Rating)

Do not use products beyond the rated current as this may create excessive heat.

#### Notice

Solderability of Tin plating termination chip might be deteriorated when low temperature soldering profile where peak solder temperature is below the Tin melting point is used. Please confirm the solderability of Tin plating termination chip before use.

● This data sheet is applied for CHIP INDUCTORS (CHIP COILS) used for General Electronics equipment for your design.

#### ⚠ Note:

1. This datasheet is downloaded from the website of Murata Manufacturing co., Ltd. Therefore, it's specifications are subject to change or our products in it may be discontinued without advance notice. Please check with our sales representatives or product engineers before ordering.
2. This datasheet has only typical specifications because there is no space for detailed specifications. Therefore, please approve our product specifications or transact the approval sheet for product specifications before ordering.