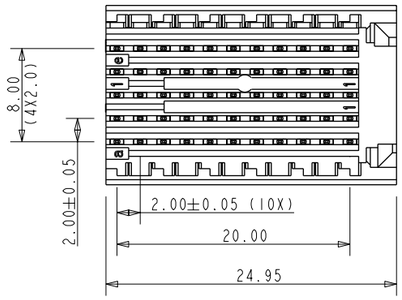


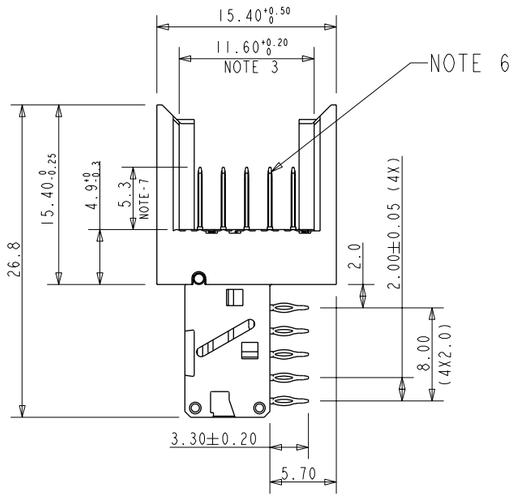


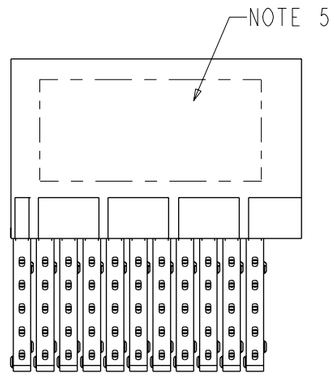


PERFORMANCE CHARACTERISTICS :

CURRENT RATING : 1.5A AT 20°C (FULLY LOADED)
1A AT 70°C (FULLY LOADED
RATED VOLTAGE : 500V AC (CONT / CONT)
OPERATING TEMPERATURE : -55°C TO 125°C
CONTACT RESISTANCE : 25mΩ MAX.
INSERTION FORCE : 0.75 N MAX / CONT
EXTRACTION FORCE : 0.15 N MIN / CONT
INSULATION RESISTANCE : $10^4$ MΩ MIN.

NOTES :

1. CSA CERTIFIED, FILE NUMBER LR 44961-51.
2. UL APPROVED, FILE NUMBER E31151.
3. MEASURED AT THE BOTTOM.
4. MATERIAL CONTACT : PHOSPHORBRONZE.
   HOUSING : LCP 30% GLASS-FILLED.
5. CONNECTOR PRINTED WITH P/N AND DATE CODES.
6. FOR ACTUAL CONTACT LOADINGS, SEE LOADING PATTERN MATING SIDE.)
7. 4 = LEVEL 1 (5.30)
   5 = LEVEL 2 (6.80)
   6 = LEVEL 3 (8.30)
8. 'HM2J09PE5110--'
   - LEAD FREE INDICATOR : LF = LEAD FREE
   - PERFORMANCE LEVEL INDICATOR (Ref DWG No BS,C ,201844,003)
9. FOR RECOMMENDED PTH DIMENSIONS REFER DRAWING : BS,A ,201572,001
10. THIS PRODUCT (LF) MEETS EUROPEAN UNION DIRECTIVES AND OTHER COUNTRY REGULATIONS AS DESCRIBED IN GS-22-008

LOADING PATTERN : MATING SIDE

| | | | | | | | | | | | |
|---|---|---|---|---|---|---|---|---|---|---|---|
| F | 0 | 0 | 0 | 0 | 0 | 0 | 0 | 0 | 0 | 0 | 0 |
| E | 4 | 4 | 4 | 4 | 4 | 4 | 4 | 4 | 4 | 4 | 4 |
| D | 4 | 4 | 4 | 4 | 4 | 4 | 4 | 4 | 4 | 4 | 4 |
| C | 4 | 4 | 4 | 4 | 4 | 4 | 4 | 4 | 4 | 4 | 4 |
| B | 4 | 4 | 4 | 4 | 4 | 4 | 4 | 4 | 4 | 4 | 4 |
| A | 4 | 4 | 4 | 4 | 4 | 4 | 4 | 4 | 4 | 4 | 4 |
| Z | 0 | 0 | 0 | 0 | 0 | 0 | 0 | 0 | 0 | 0 | 0 |
| | 1 | 2 | 3 | 4 | 5 | 6 | 7 | 8 | 9 | 10 | 11 |

PCB HOLE LAY-OUT

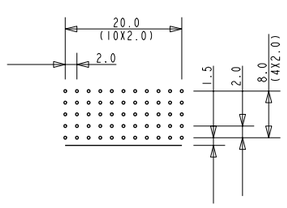


| rev | ecn no | dr | date |
|---|---|---|---|
| A | CONV R0 | GNY | 2002-08-28 |
| B | EC B20190 | MF | 2002-11-21 |
| C | 105-0108 | AB | 2005-06-29 |
| D | 106-0107 | AB | 2006-07-12 |
| E | 107-0034 | AB | 2007-03-07 |
| F | 108-0050 | AB | 2008-04-24 |
| - | - | - | - |

www.fciconnect.com

| | | |
|---|---|---|
| Dr | N.Otto | 2000-04-28 |
| Eng | N.Otto | 2000-04-28 |
| Chr | Alex Babu | 2008-04-24 |
| Appr | Alex Babu | 2008-04-24 |

surface - ISO 1302
TOLERANCES UNLESS OTHERWISE SPECIFIED
tolerance std ISO 406 ISO 1101
projection
mm

| ANGULAR | | LINEAR | |
|---|---|---|---|
| 0° | ±1° | 0.X | ±0.2 |
| | | 0.XX | ±0.1 |
| | | 0.XXX | ±0.05 |

size A3
Scale 1/1
ECN 108-0050
Product family MILLIPACS
Spec ref -

title MPACS RA HDR
type C, not shielded
dwg no BSC202767012
Rev. F
catalog no HM2J09PE5110----
CUSTOMER COPY
sheet 1 of 1

Copyright FCI.

REV F - 2006-04-17

PDM: Rev:F STATUS: Released Printed: May 30, 2008