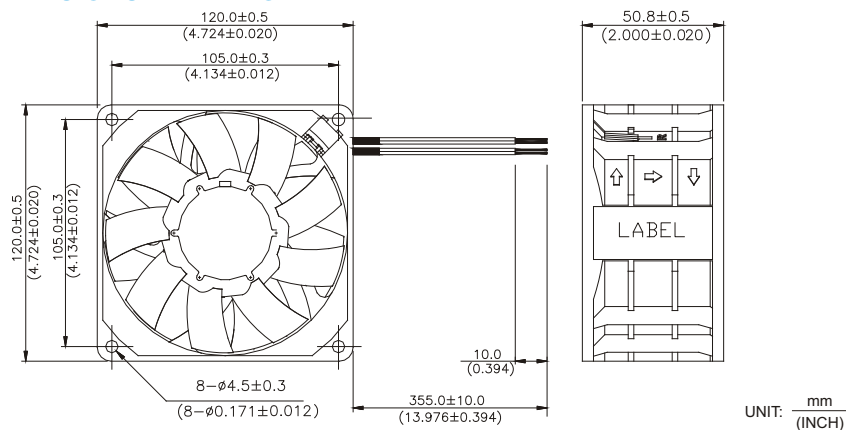




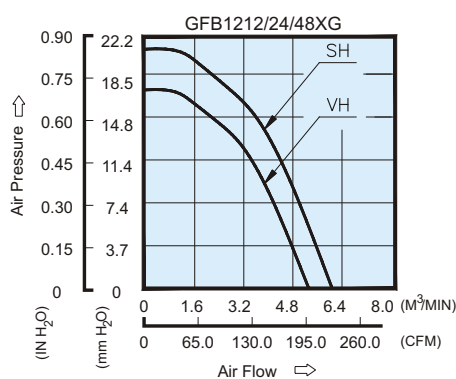
## GFB 120 x 120 x 50.8 MM SERIES

### DIMENSIONS DRAWING

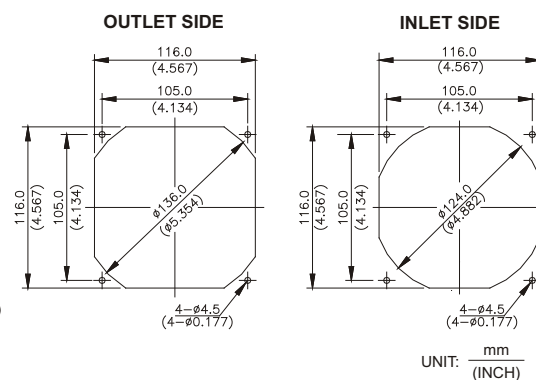


- \* Bearing Type  
Ball Bearings
- \* Material  
Impeller & Frame : Plastic (UL 94V-0)
- \* Lead Wires :  
UL 1061 AWG #24 OR Equivalent  
Red Wire Positive (+)  
Black Wire Negative (-)
- \* Weight : 480g (16.97 oz)

### P & Q CURVE (AT RATED VOLTAGE)



### MOUNTING PANEL CUTOUT



MODEL		Rated Voltage	Operating Voltage Range	Rated Current	Rated Input Power	Speed (Front /Rear)	Maximum Air Flow		Maximum Air Pressure		Noise
PART NO.	FUNCTION	VDC	VDC	Amp	Watt	R.P.M.	m <sup>3</sup> /min	CFM	mmH <sub>2</sub> O	IN H <sub>2</sub> O	dB-A
GFB1212VHG	-R00 / -F00	12	7.0 to 13.2	2.82	33.84	3400/3100	5.223	184.45	17.44	0.687	65.0
GFB1224SHG	-R00 / -F00	24	14.0 to 26.4	1.80	43.20	3700/3400	5.760	203.41	20.83	0.820	67.6
GFB1248SHG	-R00 / -F00	48	28.0 to 56.0	0.68	32.64						

- \* Function type is optional.
- \* The max. air flow and the speed are measured in free air ; max. air pressure is measured at zero air flow.
- \* Noise is measured in anechoic chamber in free air, one meter from intake side.
- \* All readings are typical values at rated voltage.
- \* Specifications are subject to change without notice.