



Micro Commercial Components

Micro Commercial Components
20736 Marilla Street Chatsworth
CA 91311
Phone: (818) 701-4933
Fax: (818) 701-4939

GBJ15005 THRU GBJ1510

Features

- Lead Free Finish/RoHS Compliant (NOTE 1) ("P" Suffix designates RoHS Compliant. See ordering information)
- Ideal for printed circuit board
- Low forward voltage drop, high current capability.
- Case Material: Molded Plastic. UL Flammability Classification Rating 94V-0 and MSL Rating 1

Maximum Ratings

- Operating Temperature: -55°C to +150°C
- Storage Temperature: -55°C to +150°C
- Typical Thermal Resistance 0.8°C/W J to C (With heatsink)
- Typical Thermal Resistance 3.5°C/W J to L (Without heatsink)
- Typical Thermal Resistance 12°C/W J to A (Without heatsink)
- UL Recognized File # E165989

MCC Catalog Number	Device Marking	Maximum Recurrent Peak Reverse Voltage	Maximum RMS Voltage	Maximum DC Blocking Voltage
GBJ15005	GBJ15005	50V	35V	50V
GBJ1501	GBJ1501	100V	70V	100V
GBJ1502	GBJ1502	200V	140V	200V
GBJ1504	GBJ1504	400V	280V	400V
GBJ1506	GBJ1506	600V	420V	600V
GBJ1508	GBJ1508	800V	560V	800V
GBJ1510	GBJ1510	1000V	700V	1000V

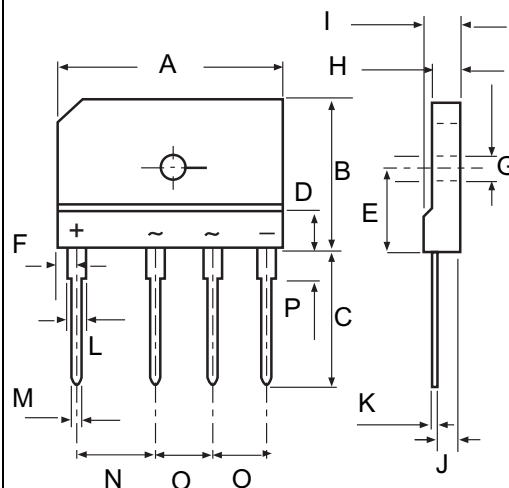
Electrical Characteristics @ 25°C Unless Otherwise Specified

Average Forward Current	$I_{F(AV)}$	15 A	$T_C = 100^\circ\text{C}$
Peak Forward Surge Current	I_{FSM}	240A	8.3ms, half sine
Maximum Instantaneous Forward Voltage	V_F	1.05V	$I_{FM} = 7.5A$ $T_J = 25^\circ\text{C}$
Maximum DC Reverse Current At Rated DC Blocking Voltage	I_R	10 μA 500uA	$T_J = 25^\circ\text{C}$ $T_J = 125^\circ\text{C}$
I^2t Rating for fusing	I^2t	240A ² S	($t < 8.3\text{ms}$)
Typical Junction Capacitance	C_J	60 pF	Measured at 1.0MHz, $V_R = 4.0V$

Notes: 1. High Temperature Solder Exemption Applied, see EU Directive Annex Notes 7
3. Device mounted on 300mm * 300mm * 1.6mm Cu Plate Heatsink

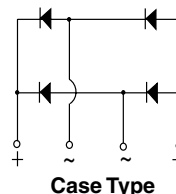
15 Amp Glass Passivated Bridge Rectifier 50 to 1000 Volts

GBJ

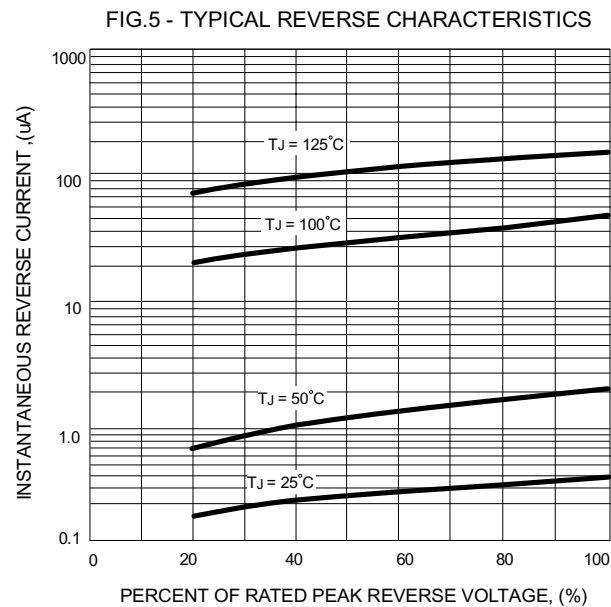
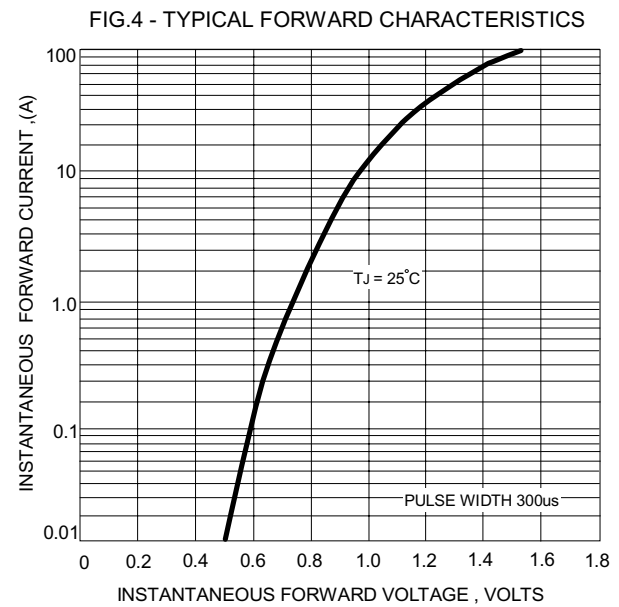
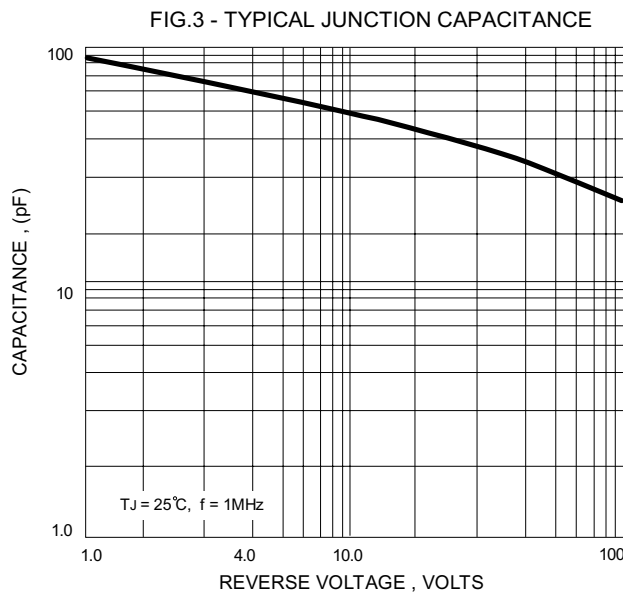
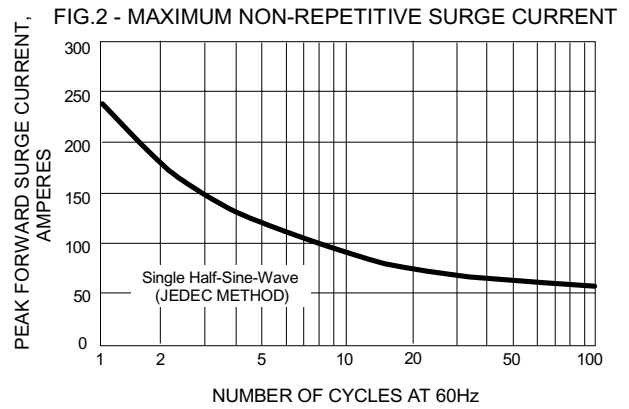
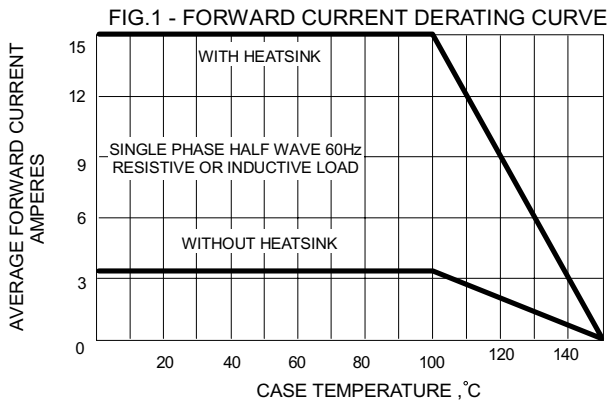


DIMENSIONS

DIM	INCHES		MM		NOTE
	MIN	MAX	MIN	MAX	
A	1.170	1.190	29.70	30.30	
B	.780	.800	19.70	20.30	
C	.670	.710	17.00	18.00	
D	.019	.019	4.70	4.90	
E	.430	.440	10.80	11.20	
F	.090	.110	2.30	2.70	
G	.120	.130	3.10	3.40	
H	.130	.150	3.40	3.80	
I	.170	.190	4.40	4.80	
J	.100	.110	2.50	2.90	
K	.020	.030	0.60	0.80	
L	.080	.090	2.00	2.40	
M	.040	.040	0.90	1.10	
N	.390	.400	9.80	10.20	
O	.290	.300	7.30	7.70	
P	.150	.170	3.80	4.20	



RATING AND CHARACTERISTIC CURVES
GBJ15005 thru GBJ1510



Ordering Information

Device	Packing
(Part Number)-BP	Bulk;15pcs/Tube

IMPORTANT NOTICE

Micro Commercial Components Corp. reserves the right to make changes without further notice to any product herein to make corrections, modifications , enhancements , improvements , or other changes .
Micro Commercial Components Corp. does not assume any liability arising out of the application or use of any product described herein; neither does it convey any license under its patent rights ,nor the rights of others . The user of products in such applications shall assume all risks of such use and will agree to hold *Micro Commercial Components Corp.* and all the companies whose products are represented on our website, harmless against all damages.

APPLICATIONS DISCLAIMER

Products offer by *Micro Commercial Components Corp.* are not intended for use in Medical, Aerospace or Military Applications.