

REV. AX

UNLESS OTHERWISE NOTED

TOLERANCES ARE:

ONE PLACE DECIMALS $\pm 1[2.5]$ THREE PLACE DECIMALS $\pm .005[.13]$ ANGLES
 $\pm 2^\circ$ TWO PLACE DECIMALS $\pm .01[.3]$ FOUR PLACE DECIMALS $\pm .0020[.051]$

TITLE:

.050 x .050 C.L.
DOUBLE HORIZONTAL
TERMINAL STRIP

DWG NO:

FTSH-1XX-XX-XXX-DH-XX

SHEET 2 OF 2

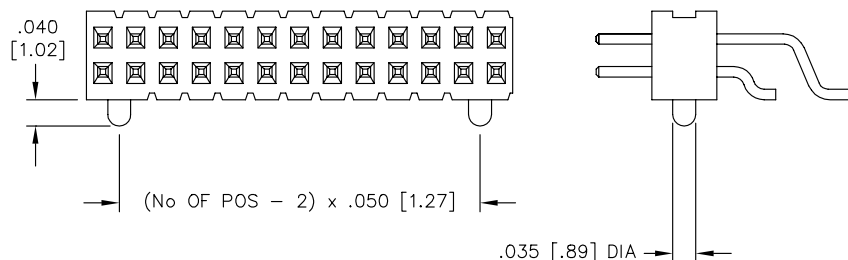


FIG. 3

—A: ALIGNMENT PIN (MOLDED) OPTION
DIFFERENT AS SHOWN, OTHERWISE SAME AS FIG. 1

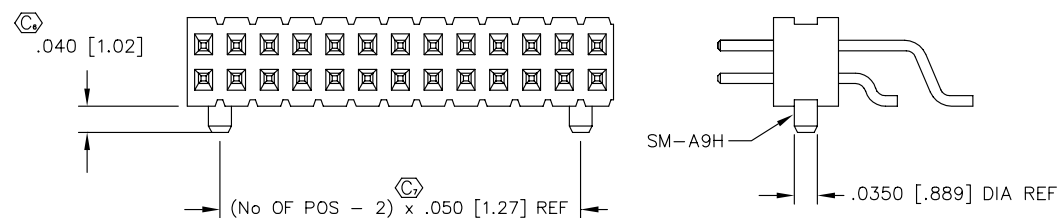


FIG. 4

—A: ALIGNMENT PIN (STAKED) OPTION
DIFFERENT AS SHOWN, OTHERWISE SAME AS FIG. 1

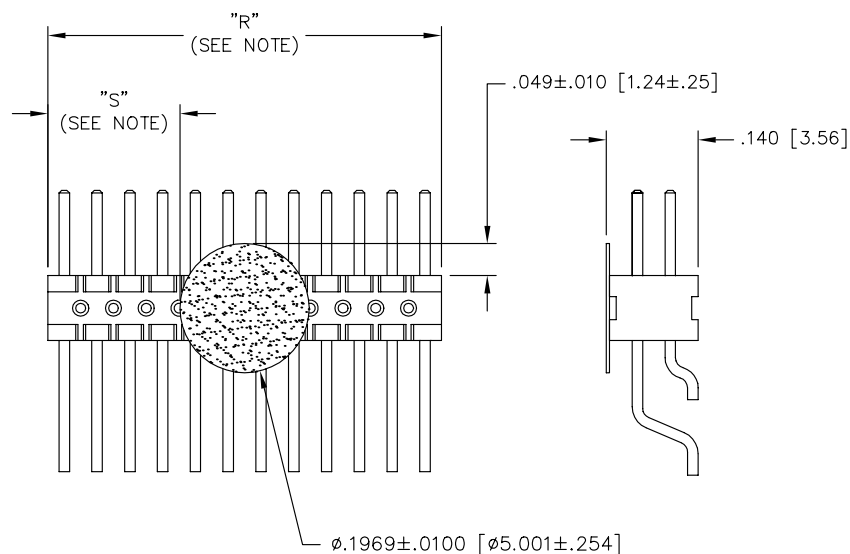


FIG. 5

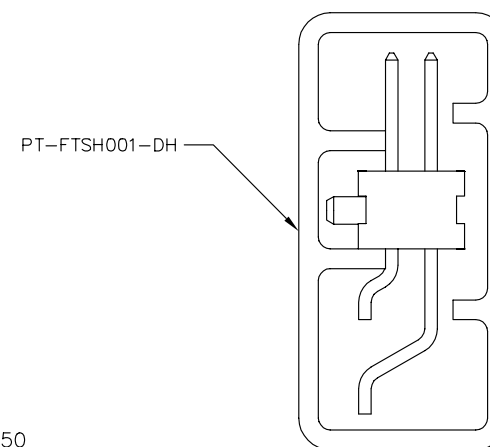
—C: POLYIMIDE FILM

PROPRIETARY NOTE

THIS DOCUMENT CONTAINS INFORMATION
CONFIDENTIAL AND PROPRIETARY TO
SAMTEC INC. AND SHALL NOT BE
REPRODUCED OR TRANSMITTED IN
ANY FORM OR BY ANY MEANS,
ELECTRONIC OR MECHANICAL,
INCLUDING PHOTOCOPYING, RECORDING,
OR BY ANY INFORMATION STORAGE
AND RETRIEVAL SYSTEM, WITHOUT THE
WRITTEN CONSENT OF SAMTEC INC.

NOTE: "R" = USED MEASURED DIMENSION (REF)
"S" = $\{("R" - .1969 [5.001]) / 2\} \pm .020 [.51]$

PACKAGING VIEWS



PACKAGING NOTES:

1. PACKAGE POSITIONS -10 THROUGH -50 IN TUBES.
2. POSITIONS -02 THROUGH -09 ARE TO BE LAYER PACKAGED. EXCEPT FOR -C OPTION, TUBE POSITIONS 5 THROUGH 50.
3. ALL PARTS POSITIONS 5-50 USE PT-FTSH001-DH.
4. USE TP-24 PLUG.

PLOT SCALE: 1= .15

samtec

EXSPROD\ASSEMBLY\050
FTSHDH2

520 PARK EAST BLVD. NEW ALBANY, INDIANA 47150
PHONE (812) 944-6733 P.O. BOX 1147
CODE 55322

MADE BY:

M PUFFER 6-30-97

FTSH-1XX-XX-XXX-DH-XX

SHEET 2 OF 2