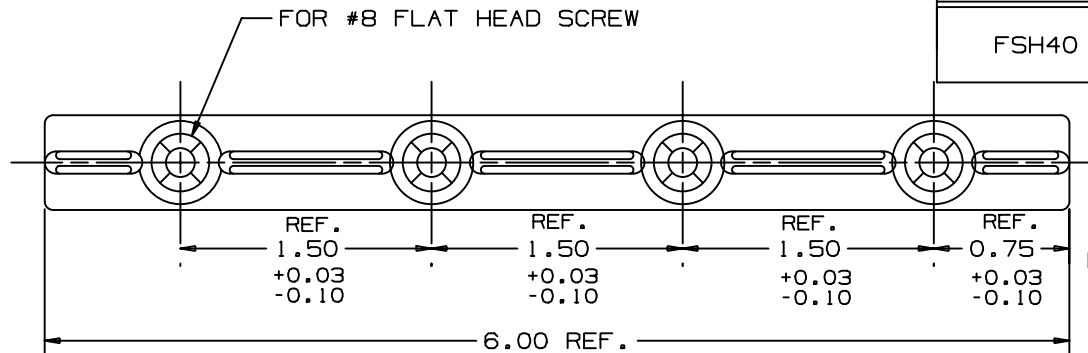


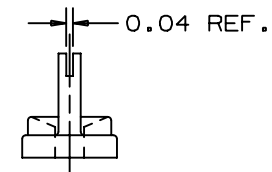
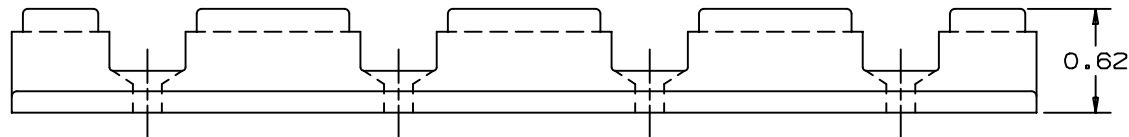
THIS COPY IS PROVIDED ON A RESTRICTED BASIS AND IS NOT TO BE USED IN ANY WAY DETRIMENTAL TO THE INTERESTS OF PANDUIT CORP.

PANDUIT PART NUMBER*	WEIGHT lbs/100 pcs (g)/100 pcs	USE WITH PANDUIT PART NUMBER
FSH40	2.80 (1,270)	FS156



NOTES :

*1. SEE CURRENT PRICE SHEET FOR PART NUMBER SUFFIX DESIGNATION FOR PACKAGE SIZE.



DIMENSIONS IN BRACKETS ARE METRIC [mm]

CAD FILENAME/LAYERS G00239CL_PI_FSH40_01



CORP. TINLEY PARK, ILLINOIS

FSH40
FANNING STRIP HOLDER

UNLESS OTHERWISE SPECIFIED,
DIMENSIONAL TOLERANCES ARE:
(.X) ± 0.05 (1.3) (.XXX) ± 0.010 (0.25)
(.XX) ± 0.02 (0.5) ANGLES $\pm 5^\circ$

UNLESS OTHERWISE SPECIFIED,
ALL DIMENSIONS ARE GIVEN
IN INCHES, THIRD ANGLE PROJECTION.

DRAWN BY DWP

	MAT'L:
--	--------

DATE	2/22/95
------	---------

ABS

SCALE	1	0	1
-------	---	---	---

DRAWING NO.
GB0239CL

DWG
A
SIZE

I	2/26/01	LGG		ADDED REF. TO DIM.	6B0239CL	I				
R	2/22/95	DWP		INITIAL RELEASE	6B0239CL	R				
REV	DATE	BY	CHK	DESCRIPTION	ECN	- R	CUST	SUP		