

Power Choke Coil

Series: **PCC-M104L (MC)**

Small mounting size for multi-phase DC-DC converter circuits



■ Features

- Small type (11.5×10.0×H4.0 mm)
- High power (21 A to 28 A)
- Low loss (R_{DC} : 0.7 to 1.56 mΩ)
- Tighter DCR tolerance (±5 % to ±10 %)
- Suitable for high frequency circuit (up to 1 MHz)
- Low buzz noise due to its gap-less structure

■ Recommended Applications

- Servers, Routers, DC-DC converters for driving CPUs
- Notebook PC power supply modules

■ Standard Packing Quantity

- 1000 pcs./Reel

■ Explanation of Part Numbers

1	2	3	4	5	6	7	8	9	10	11	12
E	T	Q	P	4	L						
Product Code			Classification	Size	Winding	Inductance			Core	Packaging	Suffix

■ Standard Parts

Part No.	Inductance (at 20 °C)* ¹					Rated current (A)* ²	DC resistance (at 20 °C) (mΩ)
	L0 at 0A	L1		L2 (Reference)			
	(μH)	(μH)	Measurement current (A)	(μH)	Measurement current (A)		
ETQP4LR19WFC	(0.20)	0.19±20 %	21	(0.17)	30	28	0.70±10 %
ETQP4LR36WFC	(0.37)	0.36±20 %	17	(0.34)	24	24	1.10± 5 %
ETQP4LR56WFC	(0.60)	0.56±20 %	15	(0.53)	21	21	1.56± 5 %
ETQP4LR45XFC	0.45+20/-25 %	—	—	(0.38)	25	25	1.10± 5 %

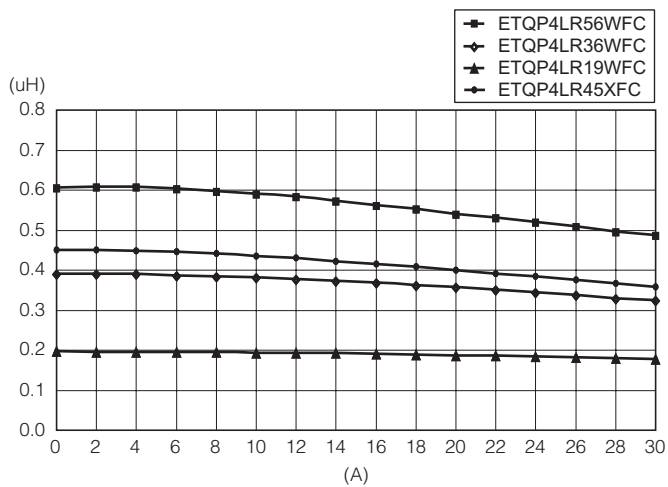
(*1) Inductance is measured at 100 kHz.

(*2) Rated current defines actual value of DC current, when temperature rise of coil becomes 40 K.

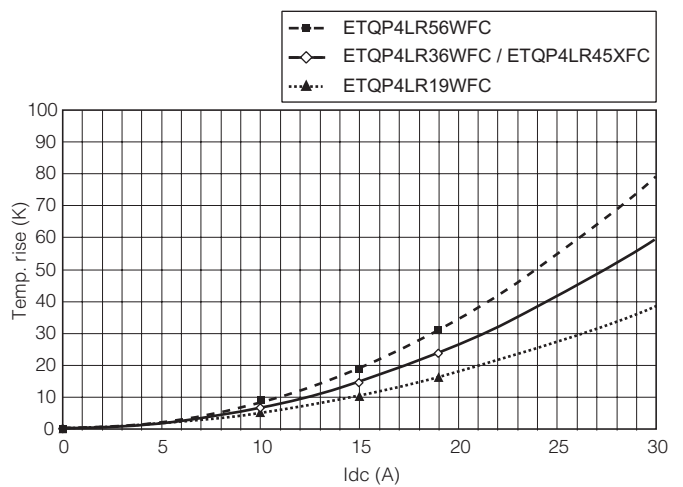
Design and specifications are each subject to change without notice. Ask factory for the current technical specifications before purchase and/or use.
Should a safety concern arise regarding this product, please be sure to contact us immediately.

■ Performance Characteristics (Reference)

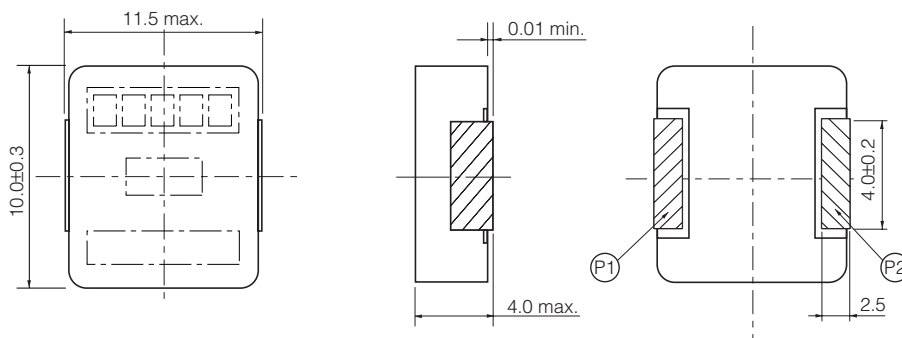
Inductance vs DC Current



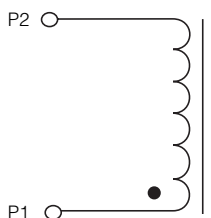
Case Temperature vs DC Current



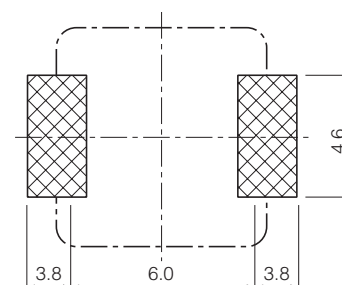
■ Dimensions in mm (not to scale)



■ Connection



■ Recommended Land Pattern in mm (not to scale)



■ ⚠ Safety Precautions

Refer 91 page.

Design and specifications are each subject to change without notice. Ask factory for the current technical specifications before purchase and/or use. Should a safety concern arise regarding this product, please be sure to contact us immediately.