DIRFRD006

REVISION RECORD				
REV	ECO	DESCRIPTION	DRFT	CHKD

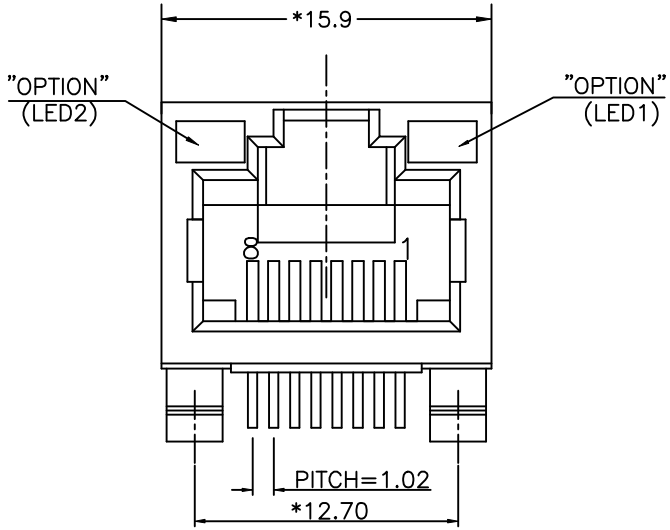

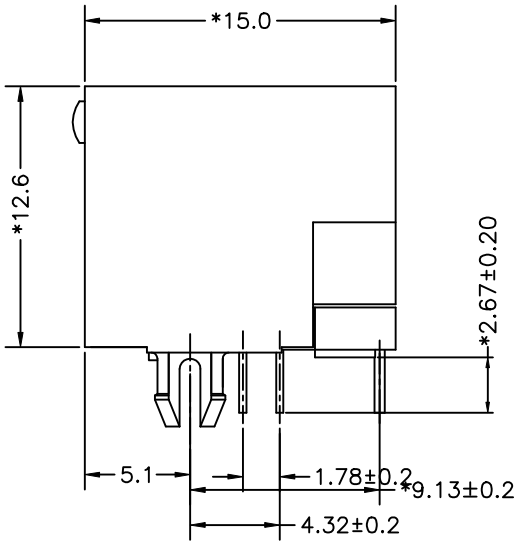

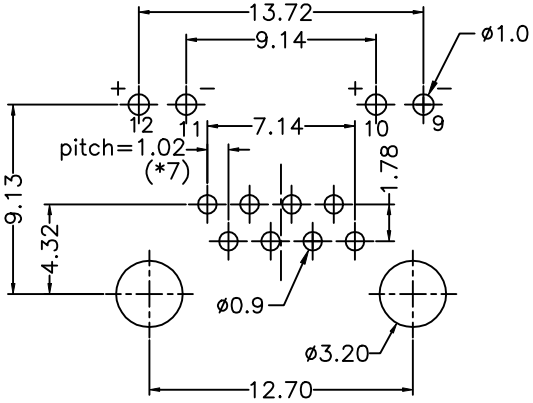

PC Board Layout
PCB t =1.60mm

NOTES:

ELECTRICAL:

1. VOLTAGE RATING : 125 VAC RMS.
2. CURRENT RATING : 1.5 AMP.
3. CONTACT RESISTANCE : 30 MILLIOHMS MAX.
4. INSULATION RESISTANCE: 1000 MEGOHMS MIN @ 500 VDC.
5. DIELECTRIC STRENGTH : 1000 VAC RMS 60Hz, 1MIN.
6. LED RATINGS: FORWARD VOLTAGE: 2.2 VOLTS TYPICAL.
   REVERSE VOLTAGE: 5 VOLTS MAXIMUM.
7. OPERATING: 750 CYCLES MIN.

MECHANICAL:

1. HOUSING MATERIAL : FR52 UL94V-0. COLOR-BLACK.
2. INSERT MATERIAL : FR52 UL94V-0. COLOR-BLACK.
3. LENS MATERIAL : FR52 UL94V-0. COLOR-CLEAR.
4. BACK PLATE MATERIAL : FR52 UL94V-0 COLOR-BLACK.
5. LED SIZE : 3.2*2.0*4.0*P=2.29mm OR 3.1*1.8*7.0*P=2.54mm.
6. CONTACT MATERIAL : PHOSPHOR BRONZE 0.35mm THICKNESS
7. PLATING : GOLD PLATING OVER NICKEL.
8. PCB RETENTION PRE-SOLDER : 1 LB MIN.
9. PCB RETENTION POST-SOLDER: 10 LBS MIN.

ENVIRONMENTAL:

1. STORAGE : -40°C TO +85°C.
2. OPERATION: 0°C TO 70°C.
3. WAVE SOLDERING TEMPRRATURE:255~265°(5~10 SECONDS)

MATES WITH MODULAR PLUG CONFORMING TO
FCC PART 68, SUBPART F.
CUL FILE NO. E163191

PART NUMBER: E 5J 8 8 - X 0 L J D X-L

X:
1-LED1:GREEN ,LED2:YELLOW
2-LED1:GREEN ,LED2:GREEN
3-LED1:YELLOW ,LED2:GREEN
4-LED1:G+Y ,LED2:G+Y
5-LED1:RED ,LED2:GREEN
7-LED1:YELLOW ,LED2:YELLOW

X:
PLATING: 1-3u", 2-6u", 3-15u", 4-30u", 5-50u"

D:
JD-W/O LOGO FR52 STAMPED PIN

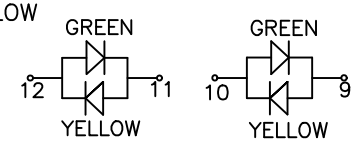

FOR P/N:E5J88-4XLJDX

MM (INCH)	DFTO PETERS	DATE 03/25/'05	FULL RISE ELECTRONIC CO., LTD
TOLERANCES EXCEPT AS NOTED	CHKD JAKE	DATE 2005/3/25	
MM .0 ± 0.20 ± .00 ± 0.15 ± .000 ± 0.075 ±	MFO	DATE	TITLE LED JACK
	APPV LLUSHENG	DATE 2005/3/26	
ANGLES ±	MATERIAL :		
	QT'Y :		DRAWING NO. GE5J3197-LA / PART NO. SEE NOTE
THIRD ANGLE PROJECTION	FINISH :		SIZE A3 REV 0
DETACHED LISTS	SCALE : 4:1		DO NOT SCALE DRAWING SHEET X OF Y