

# High Ratio Vertical PCB Mount Current Transformer

CR Magnetics **CR8300** series of PCB Mounted Current Transformers are available in a wide range of sizes and materials to meet any AC current sensing needs. Our **General Purpose** designs are made from the highest quality silicon steel cores available, and meet most of the common AC current measurement needs. Our **Revenue Grade** CTs (-N) are made from a nickel alloy core which provides the most linear response over temperature and current level. The **High Frequency** (-F) products are designed for high frequency applications such as high frequency power supplies and motor drives. CR Magnetics offers **DC Immune** (-D) models that are designed to provide sensing of AC currents where DC offsets also exist. All products are offered in standard sizes, with the most popular turns ratios. UL, CSA, CE, and RoHS acceptance are all standard.

## CR8300 SERIES



### GENERAL PURPOSE VERTICAL PCB CURRENT TRANSFORMERS

Part Number	I <sub>r</sub>	V <sub>max</sub> RMS	T <sub>e</sub>	FREQUENCY
CR8320-1600	10	1.0	1613	20 -1KHz
CR8348-1000	20	5.0	1023	20 -1KHz
CR8348-2000	50	10.2	2046	20 -1KHz
CR8349-1000	50	6.8	1016	20 -1KHz
CR8349-1500	75	10.3	1520	20 -1KHz
CR8350-1000	100	10.7	1021	20 -1KHz
CR8350-2000	200	14.6	2037	20 -1KHz

### REVENUE GRADE VERTICAL PCB CURRENT TRANSFORMERS

Part Number	I <sub>r</sub>	V <sub>max</sub> RMS	T <sub>e</sub>	FREQUENCY
CR8348-2500-N	40	2.3	2510	20 -1KHz
CR8349-1000-N	50	2.4	1009	20 -1KHz
CR8349-2500-N	75	4.8	2512	20 -1KHz
CR8350-2500-N	100	7.2	2511	20 -1KHz

### HIGH FREQUENCY VERTICAL PCB CURRENT TRANSFORMERS

Part Number	I <sub>r</sub>	V <sub>max</sub> RMS	T <sub>e</sub>	FREQUENCY
CR8348-2000-F	50	9.2	2022	20KHz-200KHz
CR8349-2000-F	75	10.2	2024	20KHz-200KHz
CR8350-2000-F	100	12.7	2027	20KHz-200KHz

### DC IMMUNE VERTICAL PCB CURRENT TRANSFORMERS

Part Number	I <sub>r</sub>	V <sub>max</sub> RMS	T <sub>e</sub>	FREQUENCY
CR8348-2000-D	50	2.5	2015	20 -1KHz
CR8349-2000-D	75	3.5	2017	20 -1KHz
CR8350-2000-D	100	4.8	2020	20 -1KHz

I<sub>r</sub> = Maximum Input Current to be linearly sensed V<sub>max</sub> = Maximum Linear Voltage (Saturation) CT will develop at I<sub>r</sub>  
T<sub>e</sub> = Effective turns ratio including losses

### PACKAGE AND PIN OUT DIMENSIONS (mm/in)

Part Number Prefix	A min	B max	C max	D max	E ±.03	F ±.03	G ±.03	H typ
CR8320	5.5 .22	19.6 .77	20.0 .79	8.6 .34	12.7 .50	N/A	N/A	N/A
CR8348	6.9 .27	23.5 .93	25 .98	11 .43	15.24 .60	9.5 .37	19.05 .75	1.90 .07
CR8349	9 .35	26 1.02	28 1.10	17 .67	15.00 .59	15.5 .61	19 .75	2.00 .079
CR8350	12.8 .50	37.5 1.48	39 1.54	14 .55	25.4 1.00	12.7 .50	33.02 1.30	3.81 .15

## Applications

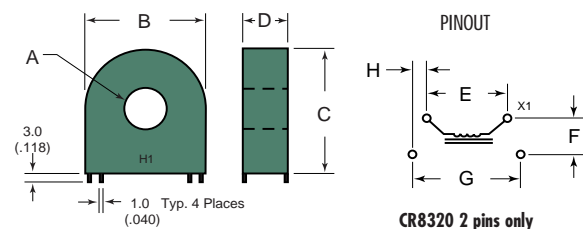
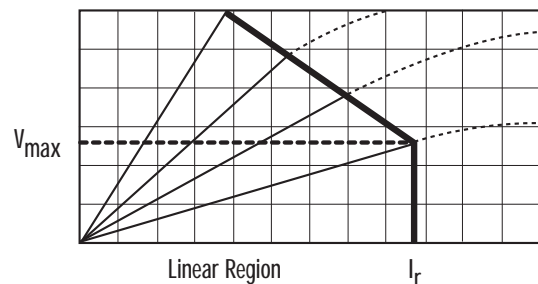
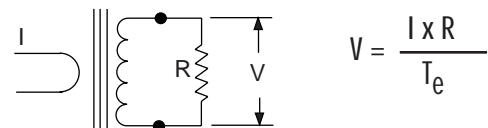
- Motor Load Measurement
- Power Meters
- High Frequency Current Sensing

## Features

- High Ratio
- Standard Footprints

## Specifications

- Maximum Continuous Primary Current 4 X I<sub>r</sub>
- UL, CSA, CE, and RoHS available



Another HUNTINGTON ELECTRIC Company

CR Magnetics, Inc. 3500 Scarlet Oak Blvd St. Louis MO 63122 USA V: 636 343 8518 F: 636 343 5119

Web: <http://www.crmagnetics.com>

E-mail: [sales@crmagnetics.com](mailto:sales@crmagnetics.com)