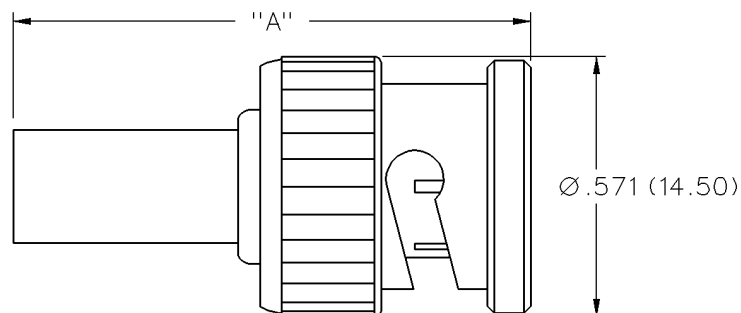


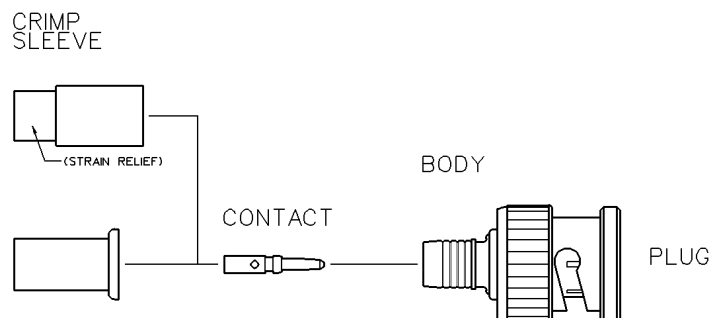
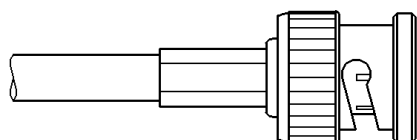
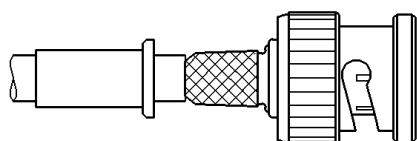
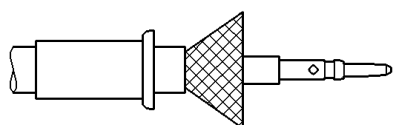
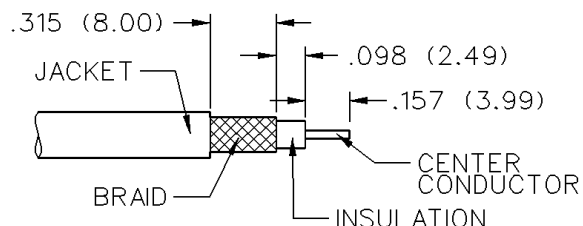
BNC 50 Ohm Straight Crimp Plug - Two Ferrules - 3 Piece



INCHES (MILLIMETERS)
CUSTOMER DRAWINGS AVAILABLE UPON REQUEST



PART NUMBER	CABLE TYPE	"A"	CONTACT I.D.	BODY I.D.	FERRULE I.D.	
CPMC-88-21	RG-58, RG-59 PLENUM	1.238 (31.45), 1.143 (29.03)	.034 (0.86)	.172 (4.37)	.213 (5.41)	.261 (6.63)



1. Identify the connector parts. (3 piece parts)
2. Trim the cable to the dimensions shown. Take care not to nick the center conductor or the braid.
3. Slide the crimp sleeve onto the cable, narrow end first. Solder the contact to the center conductor using the minimum amount necessary for a good joint, make sure that the contact is flush with the insulation of the cable. Flare the braid.
4. Slide the body over the contact and under the braid. Then seat the body firmly onto the contact.
5. Arrange the braid uniformly around the crimp stem of the body. Slide the crimp sleeve forward and crimp using the recommended crimp hex.

Part Number	Cable	Sleeve Crimp Hex	Strain Relief Crimp Hex
CPMC-88-21	RG-58, RG-59 PLENUM	.240 (6.10), .250 (6.35)	.210 (5.33)

BNC Connectors

Specifications



**CAMBRIDGE
PRODUCTS**

INCHES (MILLIMETERS)
CUSTOMER DRAWINGS AVAILABLE UPON REQUEST

The BNC series connector is a commercial quality product that intermates with all standard double bayonet stud BNC designs. All contacts are captivated for ruggedness. The 50 ohm and 75 ohm interfaces are intermateable and provide quick, reliable connections for instrumentation, medical and LAN applications.

Specifications*

50 Ohm BNC

Electrical Characteristics

Impedance: 50 Ohm nominal

Frequency range: 0-4 GHz

Working voltage: 500 volts RMS at sea level

Dielectric withstanding voltage: 1500 volts RMS at sea level

Corona level: 375 volts minimum at 70,000 feet

Contact resistance: Outer - 0.2 milliohms maximum

Center - 2.1 milliohms maximum

Insulation resistance: 5000 megohms minimum

Environmental Characteristics

Recommended temperature range: -55°C to +85°C

Moisture resistance: MIL-STD-202

Mechanical Characteristics

Durability: 500 cycles

Force to engage/disengage: 3 lbs. maximum

Cable retention: 20 lbs., RG-58 C/U cable

Materials

Body: Zinc or brass

Contact: Brass, beryllium copper or phosphor bronze

Spring Washer: Beryllium copper

Crimp sleeve: Brass

Insulator: Delrin® or TPX Polymethylpentene

Plating: Body - Nickel (except where noted)

Crimp sleeve - Nickel

Contact - Gold

* These values are typical and may not apply to all connectors.