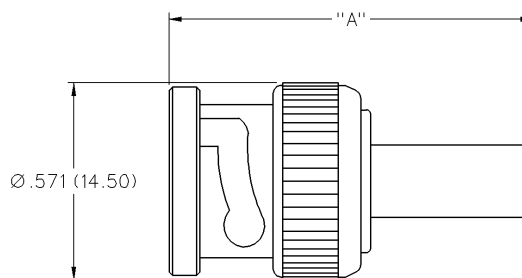


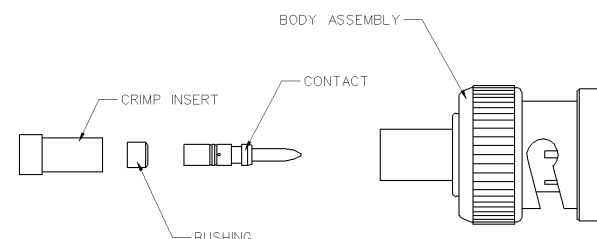
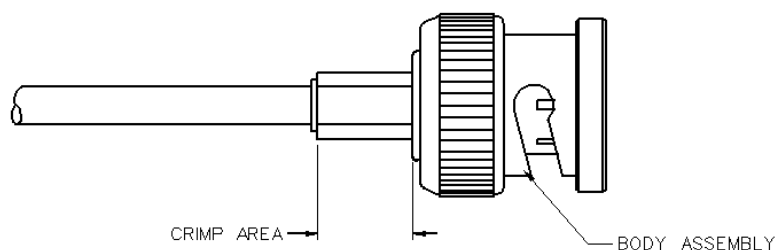
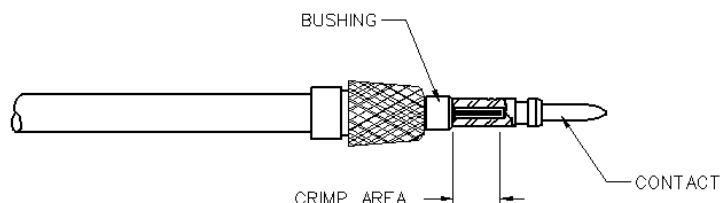
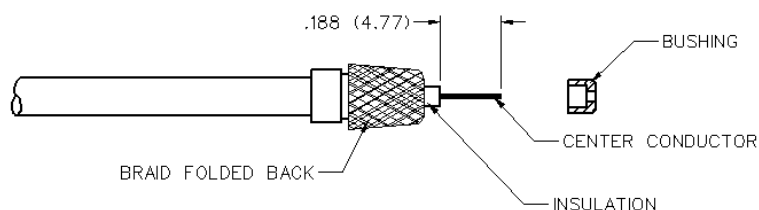
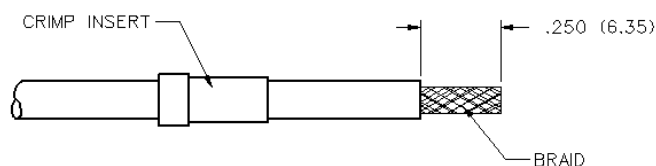
BNC 50 Ohm Straight Crimp Type Plug - Solder or Crimp Contact - 3 and 4 Piece



INCHES (MILLIMETERS)
CUSTOMER DRAWINGS AVAILABLE UPON REQUEST



PART NUMBER	CABLE TYPE	"A"	CONTACT I.D.	BODY I.D.	FERRULE I.D.	TERMINATION	PIECES
CPM-88-20	RG-179, 187	0.932 (23.67)	.0165 (0.42)	.167 (4.24)	.118 (3.00)	Crimp Insert	4



1. Identify connector parts. (4 piece parts)
2. Slide crimp insert over cable and strip cable jacket to dimension shown. Do not nick braid or center conductor during strip operations.
3. Flair braid and fold back around crimp insert as shown. Strip cable insulation to dimension shown. Do not nick center conductor.
4. Place bushing and contact on the cable. Hold the assembly in place and crimp contact to cable center conductor using the appropriate crimp hex.
5. Slide body assembly over contact and other connector parts until a gentle snap is felt, indicating the contact is in place. Crimp the body assembly in the location shown using the appropriate crimp hex.

Part Number	Cable	Body Sleeve Hex	Contact Crimp Hex	Recommended Crimp Tool
CPM-88-20	RG-179, 187	0.184 (4.67)	.060 (1.52)	24-306P

BNC Connectors

Specifications



INCHES (MILLIMETERS)
CUSTOMER DRAWINGS AVAILABLE UPON REQUEST

The BNC series connector is a commercial quality product that intermates with all standard double bayonet stud BNC designs. All contacts are captivated for ruggedness. The 50 ohm and 75 ohm interfaces are intermateable and provide quick, reliable connections for instrumentation, medical and LAN applications.

Specifications*

50 Ohm BNC

Electrical Characteristics

Impedance: 50 Ohm nominal

Frequency range: 0-4 GHz

Working voltage: 500 volts RMS at sea level

Dielectric withstanding voltage: 1500 volts RMS at sea level

Corona level: 375 volts minimum at 70,000 feet

Contact resistance: Outer - 0.2 milliohms maximum

Center - 2.1 milliohms maximum

Insulation resistance: 5000 megohms minimum

Environmental Characteristics

Recommended temperature range: -55°C to +85°C

Moisture resistance: MIL-STD-202

Mechanical Characteristics

Durability: 500 cycles

Force to engage/disengage: 3 lbs. maximum

Cable retention: 20 lbs., RG-58 C/U cable

Materials

Body: Zinc or brass

Contact: Brass, beryllium copper or phosphor bronze

Spring Washer: Beryllium copper

Crimp sleeve: Brass

Insulator: Delrin® or TPX Polymethylpentene

Plating: Body - Nickel (except where noted)

Crimp sleeve - Nickel

Contact - Gold

* These values are typical and may not apply to all connectors.