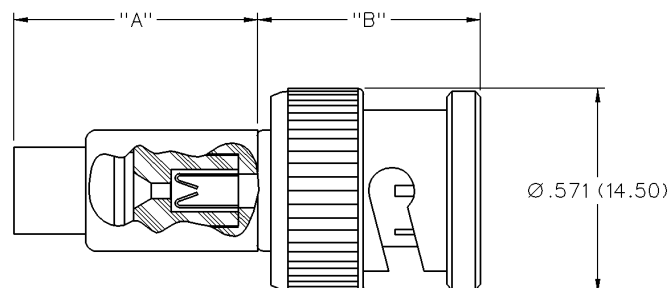



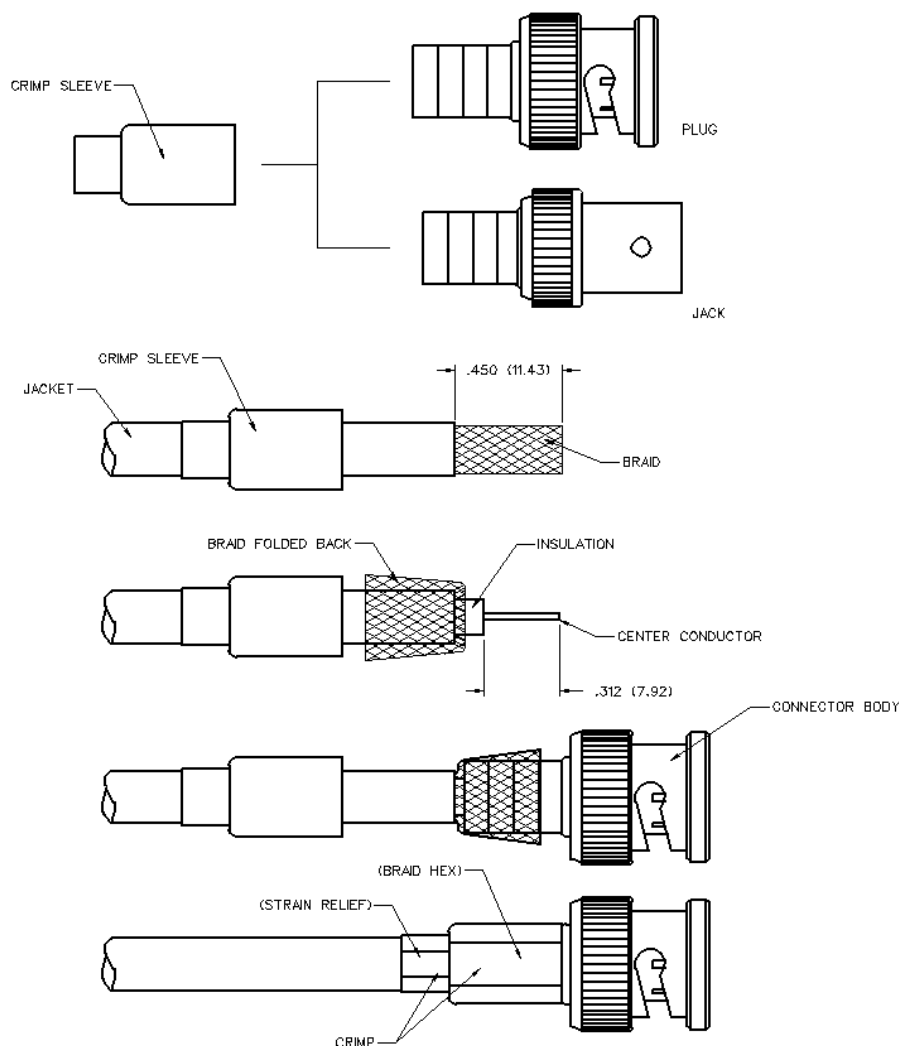
50 Ohm BNC Straight Crimp Type Plug - Push-On Body - 2 Piece



INCHES (MILLIMETERS)
CUSTOMER DRAWINGS AVAILABLE UPON REQUEST



PART NUMBER	CABLE TYPE	CABLE CENTER CONDUCTOR	"A"	"B"	WIRE GAUGE	WIRE DECIMAL	JACKET O.D.
CP-88-1	RG-58	SOLID	.684 (17.37)	.605 (15.37)	22-18	.025 (.064)-.043 (1.09)	.195 (4.95)-.210 (5.33)




1. Identify connector parts. (2 piece parts)
2. Slide crimp sleeve over cable and strip cable jacket to dimension shown. Do not nick braid or center conductor during strip operations.
3. Flair braid and fold back. Strip cable insulation to dimension shown. Do not nick center conductor.
4. Insert center conductor into the guide hole found in the rear of the connector body. Push or twist the body onto the center conductor until the cable insulation butts up to the body.
5. Arrange braid uniformly around crimp stem. Slide crimp sleeve over braid and crimp securely using recommended crimp tool.

Part Number	Cable	Crimp (Braid Hex)	Crimp (Strain Relief)	Recommended Crimp Tool
CP-88-1	RG-58	.320 (8.13)	.211 (5.36)	24-300P

BNC Connectors

Specifications



**CAMBRIDGE
PRODUCTS**

INCHES (MILLIMETERS)
CUSTOMER DRAWINGS AVAILABLE UPON REQUEST

The BNC series connector is a commercial quality product that intermates with all standard double bayonet stud BNC designs. All contacts are captivated for ruggedness. The 50 ohm and 75 ohm interfaces are intermateable and provide quick, reliable connections for instrumentation, medical and LAN applications.

Specifications*

50 Ohm BNC

Electrical Characteristics

Impedance: 50 Ohm nominal

Frequency range: 0-4 GHz

Working voltage: 500 volts RMS at sea level

Dielectric withstanding voltage: 1500 volts RMS at sea level

Corona level: 375 volts minimum at 70,000 feet

Contact resistance: Outer - 0.2 milliohms maximum
Center - 2.1 milliohms maximum

Insulation resistance: 5000 megohms minimum

Environmental Characteristics

Recommended temperature range: -55°C to +85°C

Moisture resistance: MIL-STD-202

Mechanical Characteristics

Durability: 500 cycles

Force to engage/disengage: 3 lbs. maximum

Cable retention: 20 lbs., RG-58 C/U cable

Materials

Body: Zinc or brass

Contact: Brass, beryllium copper or phosphor bronze

Spring Washer: Beryllium copper

Crimp sleeve: Brass

Insulator: Delrin® or TPX Polymethylpentene

Plating: Body - Nickel (except where noted)

Crimp sleeve - Nickel

Contact - Gold

* These values are typical and may not apply to all connectors.