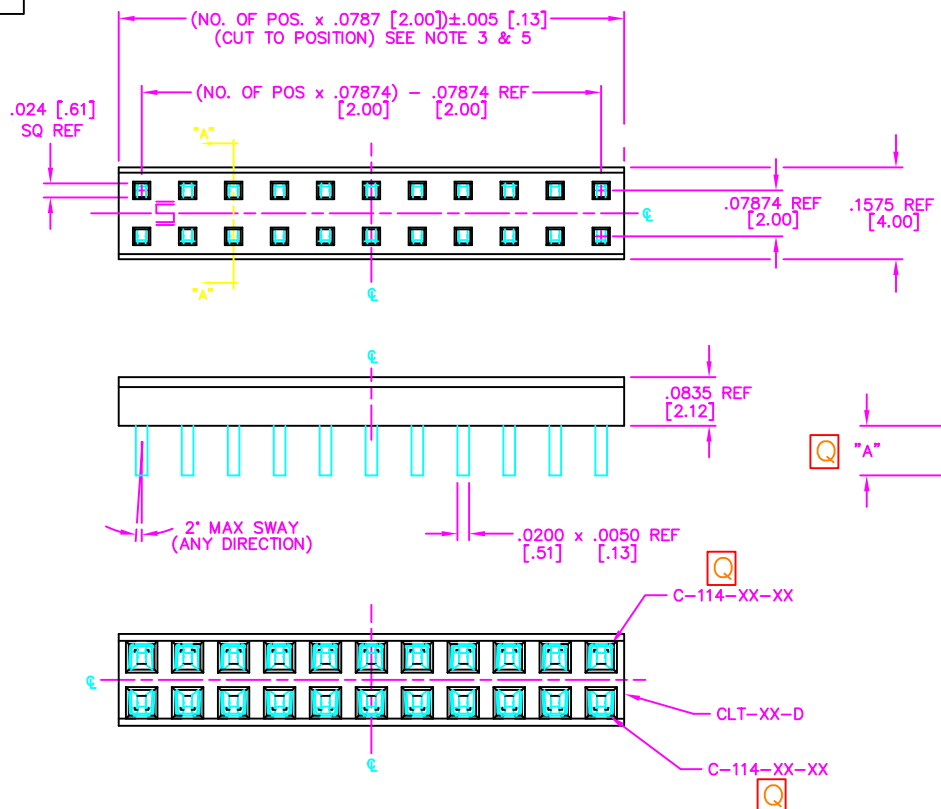


REVISION Q

FIG. 2
(CLT-111-XX-XX-D-X SHOWN)



CLT-1XX-01-XX-D-X

No OF POS PER ROW
-02 THRU -50

LEAD STYLE SPEC.
-01: THROUGH HOLE (USE C-114-02-XX)
-03: THROUGH HOLE (USE C-114-03-XX)

PLATING
-F: .000003 GOLD IN CONTACT AREA, TIN ON TAIL (POST-PLATE ONLY)
-L: .000010 GOLD IN CONTACT AREA, TIN ON TAIL (POST-PLATE ONLY)
-G: .000010 GOLD IN CONTACT AREA, FLASH GOLD ON TAIL (POST-PLATE ONLY)
-S: .000030 GOLD IN CONTACT AREA, TIN ON TAIL (POST-PLATE ONLY)
-FM: .000003 GOLD IN CONTACT AREA, MATTE TIN ON TAIL (POST-PLATE ONLY)
-LM: .000010 GOLD IN CONTACT AREA, MATTE TIN ON TAIL (POST-PLATE ONLY)
-SM: .000030 GOLD IN CONTACT AREA, MATTE TIN ON TAIL (POST-PLATE ONLY)

ROW SPEC.
-D: DOUBLE ROW

OPTION
-P: PICK & PLACE PAD AVAILABLE ON POSITIONS 04 THRU 50 ONLY (SEE FIG. 2 USE MPP-03)

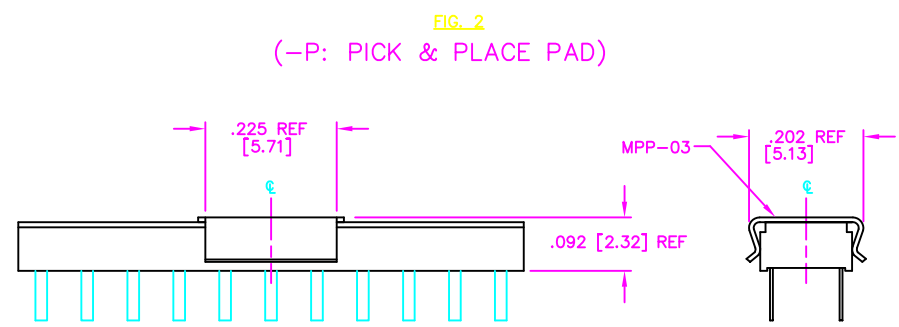
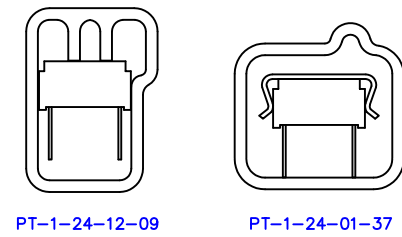
*** NOT RELEASED FOR PRODUCTION**

TABLE 1

OPTION	TUBE	PLUG
--	PT-1-24-12-09	TP-12
-P	PT-1-24-01-37	TP-24-02

TABLE 2

LEAD STYLE	"A"
-01	.085 [2.16]
-03	.116 [2.95]



AVAILABLE ON POSITIONS 04 THRU 50 ONLY

- NOTES:
1. MINIMUM PUSHOUT FORCE: .5 LB.
 2. WILL LOSE A POSITION FOR EVERY CUT MADE ON A SOCKET STRIP.
 3. PARTS TO BE SYMMETRICAL ABOUT G.
 4. PACKAGE POSITIONS -04 THRU -50 IN TUBES. LAYER
 5. PACKAGE POSITIONS -02 THRU -03.
 5. ENDWALL AFTER CUTTING: .0245±.003 [.622±.08]

PROPRIETARY NOTE
THIS DOCUMENT CONTAINS INFORMATION CONFIDENTIAL AND PROPRIETARY TO SAMTEC INC. AND SHALL NOT BE REPRODUCED OR TRANSFERRED TO OTHER DOCUMENTS OR DISCLOSED TO OTHERS OR USED FOR ANY PURPOSE OTHER THAN THAT FOR WHICH IT WAS OBTAINED WITHOUT THE EXPRESSED WRITTEN CONSENT OF SAMTEC INC.

PLOT SCALE: 1=.15

EXISPROD\ASSEMBLY\2MM CLT-THAS

samtec

520 PARK EAST BLVD. NEW ALBANY, INDIANA 47150
PHONE (812) 944-6733 P.O. BOX 1147
CODE 55322

MADE BY: PURVIS 11-02-95

CLT-1XX-01-XX-D-X
SHEET 1 OF 1