

PART NUMBER: CCV-084B16

DESCRIPTION: magnetic buzzer

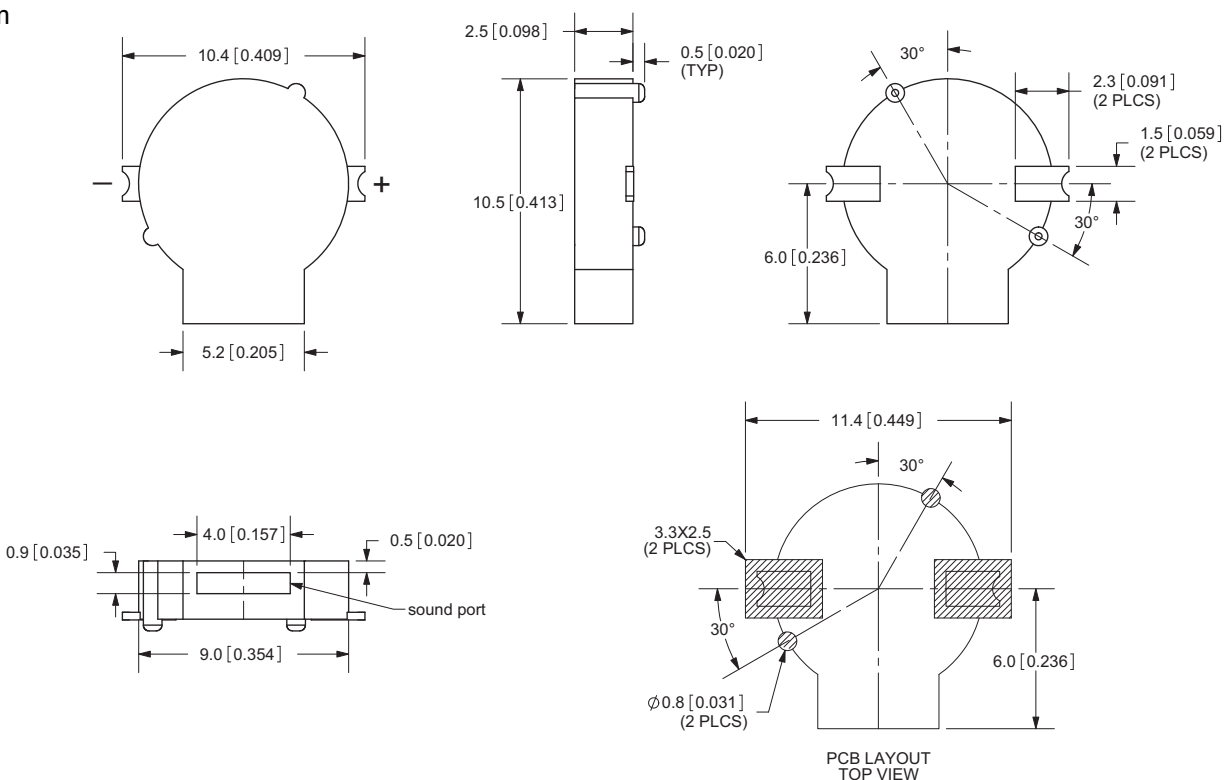
SPECIFICATONS

rated voltage	3.6 Vo-p	
operating voltage	2.5 ~ 4.5 Vo-p	
mean current	110 mA max.	at 3.6 Vo-p, sqaure wave, 2730 Hz
coil resistance	16 ± 2.4 Ω	
sound output	85 db min. (90 TYP)	at 10 cm/3.6 Vo-p, sqaure wave, 2730 Hz
rated frequency	2730 Hz	
operating temperature	-30 ~ +70° C	
storage temprature	-40 ~ +85° C	
dimensions	Ø9.0 x H2.5 mm	
weight	0.6 g max.	
material	PPS	
terminal	SMD type/Au plating	
RoHS	yes	

APPEARANCE DRAWING

tolerance: ±0.3

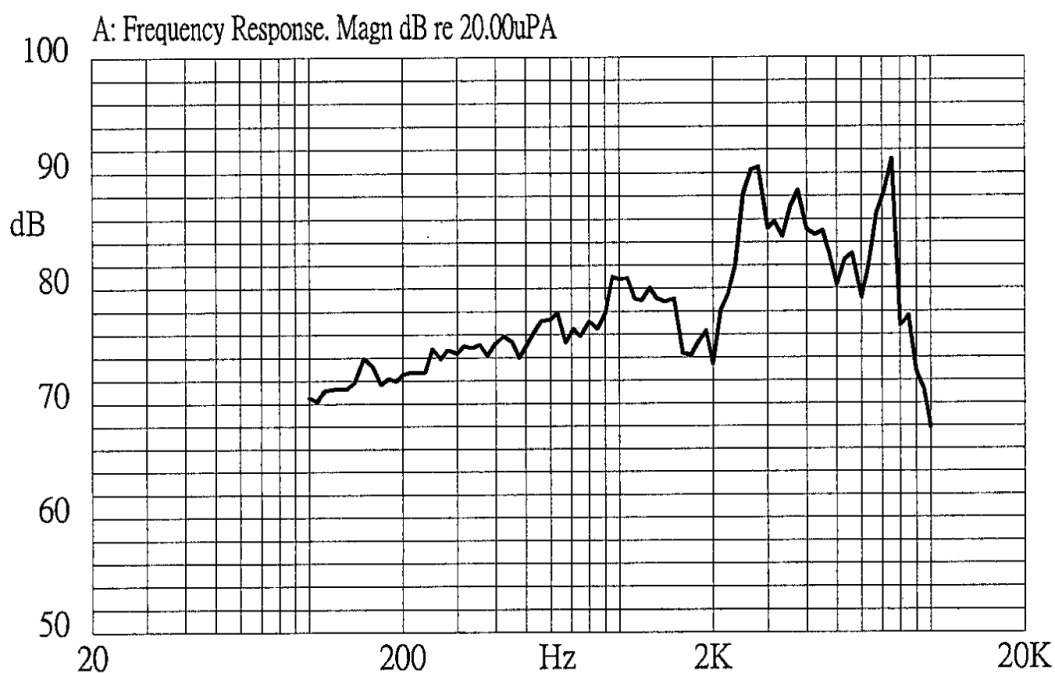
units: mm



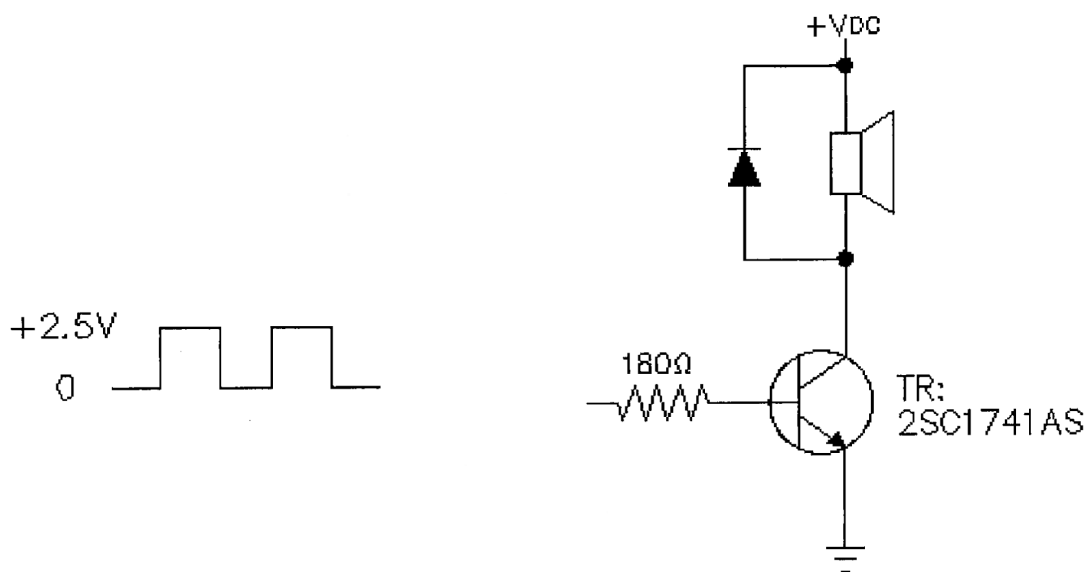
PART NUMBER: CCV-084B16

DESCRIPTION: magnetic buzzer

FREQUENCY RESPONSE CURVE



MEASUREMENT METHOD



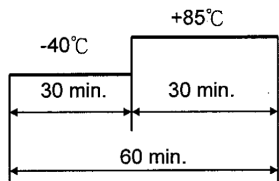
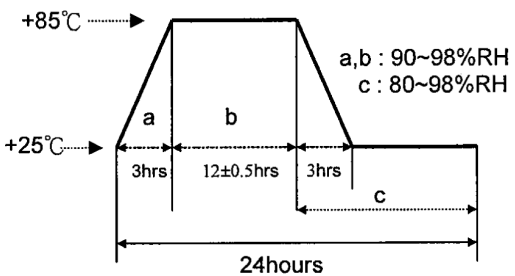
PART NUMBER: CCV-084B16

DESCRIPTION: magnetic buzzer

MECHANICAL CHARACTERISTICS

item	test condition	evaluation standard
solderability	Lead terminals are immersed in solder bath of $270 \pm 5^{\circ}\text{C}$ for 3 ± 1 seconds.	95% min. of the lead terminals will be wet with solder.
soldering heat resistance	The product is followed the reflow temperature curve to test its reflow thermo stability.	No interference in operation.
terminal mechanical strength	Lead pads shall be soldered on the pc board, and a force of 9.8N (1.0kg) shall be applied behind the part for 10 seconds.	No damage or cutting off.
vibration	The buzzer shall be measured after applying a vibration amplitude of 1.5 mm with 10 to 55 Hz band of vibration frequency to each of the 3 perpendicular directions for 2 hours.	The value of oscillation frequency/current consumption should be $\pm 10\%$ of the initial measurements. The SPL should be within $\pm 10\text{dB}$ compared with the initial measurement.
drop test	The part will be dropped from a height of 75 cm onto a 40 mm thick wooden board 3 times in 3 axes (X, Y, Z) for a total of 9 drops.	

ENVIRONMENT TEST

item	test condition	evaluation standard
high temp. test	After being placed in a chamber at $+85^{\circ}\text{C}$ for 96 hours.	The buzzer will be measured after being placed at $+25^{\circ}\text{C}$ for 4 hours. The value of the oscillation frequency/current consumption should be $\pm 10\%$ compared to the initial measurements. The SPL should be within $\pm 10\text{dB}$ compared to the initial measurements.
low temp. test	After being placed in a chamber at -40°C for 96 hours.	
thermal shock	The part shall be subjected to 10 cycles. One cycle will consist of: 	
temp. cycle test	The part shall be subjected to 5 cycles. One cycle will consist of: 	

PART NUMBER: CCV-084B16

DESCRIPTION: magnetic buzzer

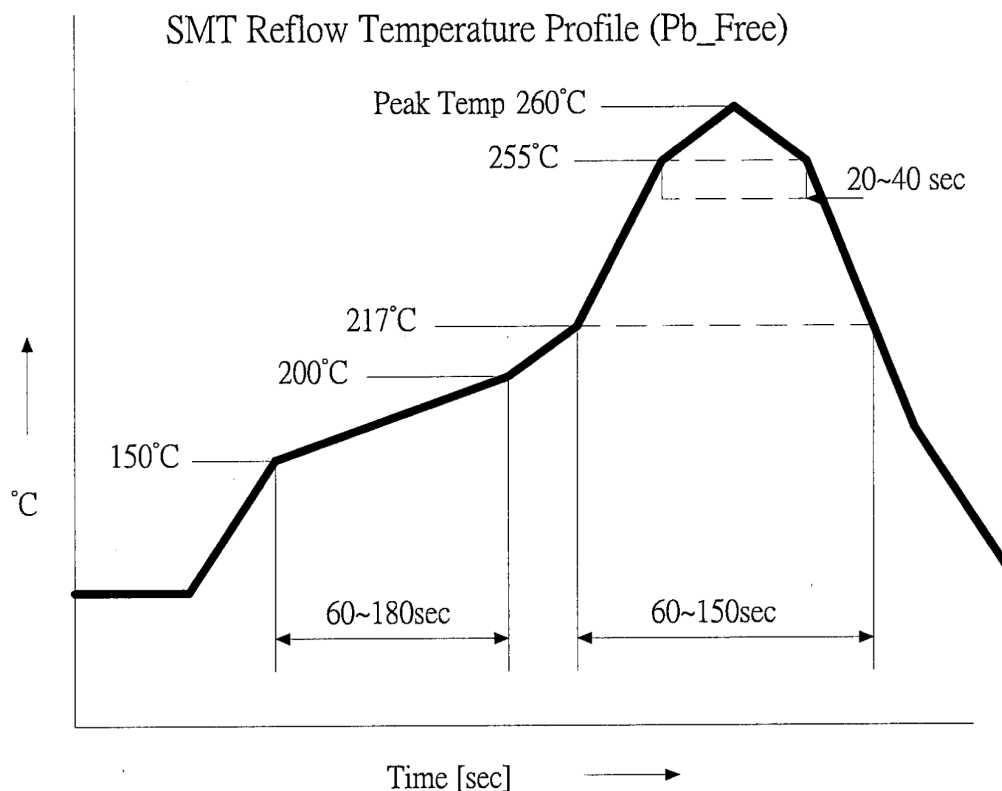
RELIABILITY TEST

item	test condition	evaluation standard
operating (life test)	<p>1. Continuous life test: The part will be subjected to 72 hours of continuous operation at +55°C with rated voltage applied.</p> <p>2. Intermittent life test: A duty cycle of 1 minute on, 1 minutes off, a minimum of 10,000 times at room temp (+25 ±10°C) with rated voltage applied.</p>	<p>The buzzer will be measured after being placed at +25°C for 4 hours. The value of the oscillation frequency/current consumption should be ±10% compared to the initial measurements. The SPL should be within ±10dB compared to the initial measurements.</p>

TEST CONDITIONS

standard test condition	a) temperature: +5 ~ +35°C	b) humidity: 45 - 85%	c) pressure: 860-1060 mbar
judgement test condition	a) temperature: +25 ±2°C	b) humidity: 60 - 70%	c) pressure: 860-1060 mbar

TEMPERATURE REFLOW



PART NUMBER: CCV-084B16

DESCRIPTION: magnetic buzzer

PACKAGING

