

SUPER-MINIATURE SLIDE SWITCHES

AS

FEATURES

● High Contact Reliability

Twin-contact clip mechanism is used in the contact section to ensure reliability.

● Ideal for Extremely Small Currents

Gold-plated contacts make these switches ideal for use with extremely small currents.


● Designed for PC Boards

Terminal pitches are all in inch sizes (multiples of 2.54 mm).

● Quality Touch

Independent standard construction provides a light operating touch.

RoHS compliant



SPECIFICATIONS

Rating	0.4VA AC/DC	Voltage range	20mV~48V
		Current range	1 μ A~50mA
	Max.	50mA 48V AC/DC	
	Min.	1 μ A 20mV AC/DC	
Initial contact resistance	50m Ω max. (1.5mA 200 μ VAC)		
Dielectric strength	250VAC 1 minute		
Initial insulation resistance	500M Ω min. (250VDC)		
Electrical life	10,000 cycles at max. rating		
	50,000 cycles at min. rating or 0.4VA		
Operating force	0.69~4.9 N		
Operating temperature range	-20~+85°C		
Storage temperature range	-40~+85°C		

PART NUMBERING

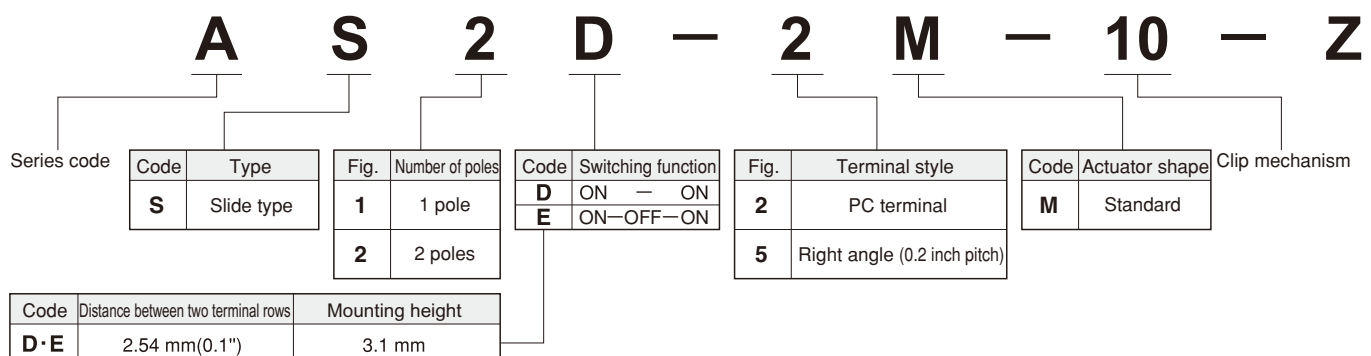


TABLE OF PART NUMBERS

Poles	Switching function	PC terminal	0.2R/A right angle terminal
		Distance between two terminal rows (mm)	Mounting height (mm)
1 pole	ON — ON	2.54	3.1
	ON— OFF— ON	AS1D-2M-10-Z	AS1D-5M-10-Z
	ON— OFF— ON	AS1E-2M-10-Z	AS1E-5M-10-Z
2 poles	ON — ON	AS2D-2M-10-Z	AS2D-5M-10-Z
	ON— OFF— ON	★AS2E-2M-10-Z	★AS2E-5M-10-Z

Non-marking : Standard stock items.

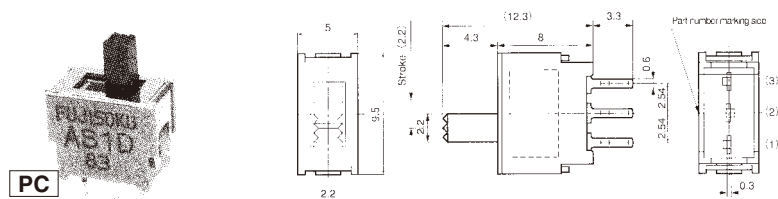
★ : Made-to-order items.

※ Please contact us if you can't find your preferable combination in the table of part numbers.

AS SUPER-MINIATURE SLIDE SWITCHES

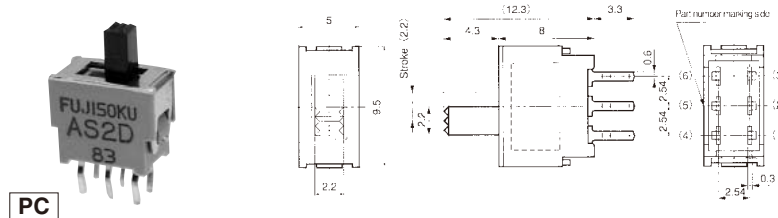
OUTLINE DIMENSIONS

SPDT



Switching function Part no.	Viewed from part No. marking side		
AS1D-2M-10-Z	ON	—	ON
AS1E-2M-10-Z	ON	OFF	ON
Connecting terminals	2-1	—	2-3

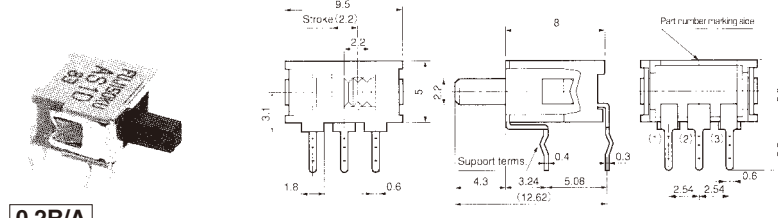
DPDT



Switching function Part no.	Viewed from part No. marking side		
AS2D-2M-10-Z	ON	—	ON
★AS2E-2M-10-Z	ON	OFF	ON
Connecting terminals	2-1 5-4	—	2-3 5-6

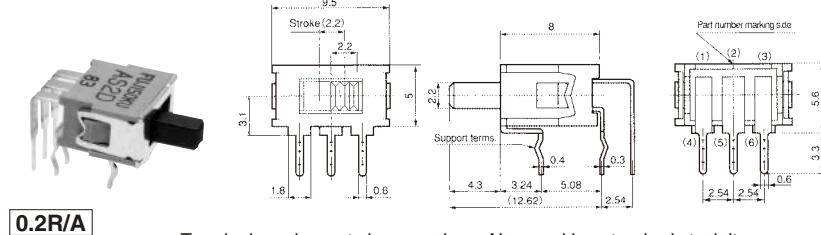
★ : Made-to-order items.

SPDT



Switching function Part no.	Viewed from part No. marking side		
AS1D-5M-10-Z	ON	—	ON
AS1E-5M-10-Z	ON	OFF	ON
Connecting terminals	2-1	—	2-3

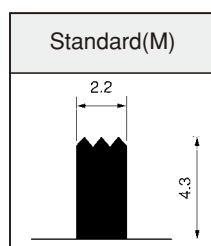
DPDT




Switching function Part no.	Viewed from part No. marking side		
AS2D-5M-10-Z	ON	—	ON
★AS2E-5M-10-Z	ON	OFF	ON
Connecting terminals	2-1 5-4	—	2-3 5-6

★ : Made-to-order items.

ACTUATOR SHAPE



BRACKET INSTALLATION PROCEDURE



OPTIONAL ACCESSORIES

Part Name	Bracket
Part No.	140000640324
Dimension	

※ See page 114 for soldering, flux cleaning and packaging specifications and page 113 for PC hole layouts.

■ Specifications are subject to change without notice. Specifications in this catalog are for reference. The formal specification sheets will be submitted upon request.