

1

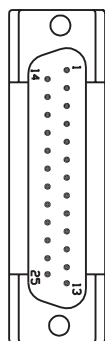
2

3

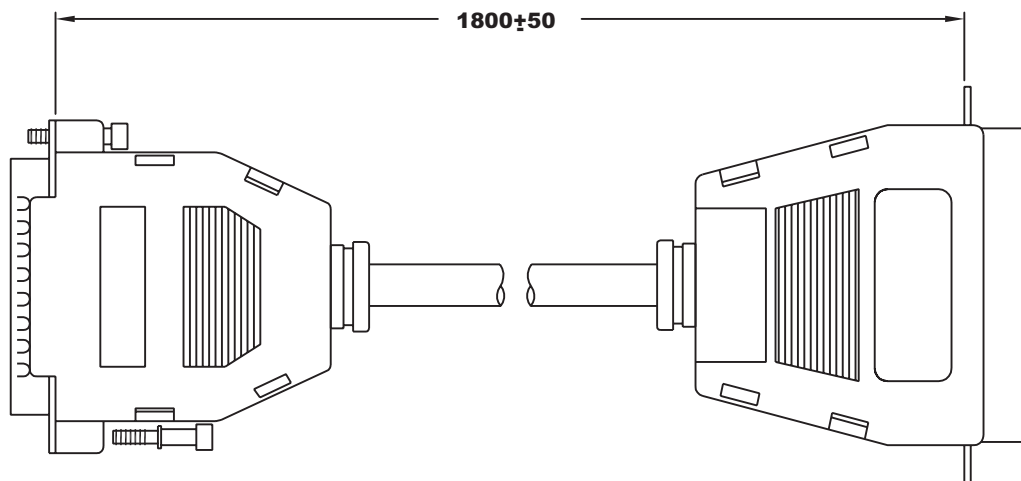
4

A


DB25 Male



B



CN36 Male



A

Material:

- 1.Cable: #28 25C+1+AL/MY O.D:6.5
- 2.Connector:DB25M, Blue
CN36M, Blue
- 3.Screw: #4-40UNC
- 4.Snap Hood: DB25, Beige
CN36, Beige

Notes:

- 1.Total Length: 1800±50mm
- 2.Color: Beige
- 3.Assembly Type

C

Configuration:
DB25M

CN36M

1	_____	1
2	_____	2
3	_____	3
4	_____	4
5	_____	5
6	_____	6
7	_____	7
8	_____	8
9	_____	9
10	_____	10
11	_____	11
12	_____	12
13	_____	13
14	_____	14
15	_____	32
16	_____	31
17	_____	36
18	_____	33
19	_____	19
20	_____	21
21	_____	23
22	_____	25
23	_____	27
24	_____	29
25	_____	30
Shield	_____	Shield

B

C

D

Description

Name :

AK101-1.8M-R

DB25 Male-CN36 Male

D

ASSMANN
Electronic Components**RoHS**
Compliant

1

2

3

4

THIS DRAWING IS UNPUBLISHED

© Copyright 2005 by Assmann Electronic Components All International Rights Reserved

This drawing is a controlled document for Assmann Electronics, Inc. It is subject to change and the controlling engineering organization should be contacted for the latest revision.