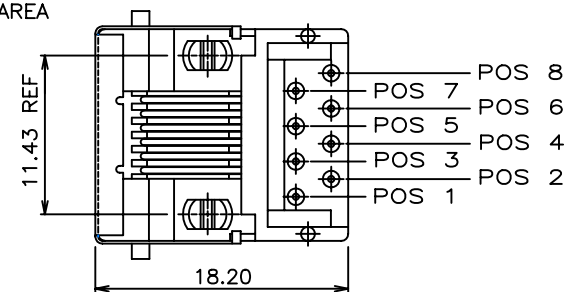
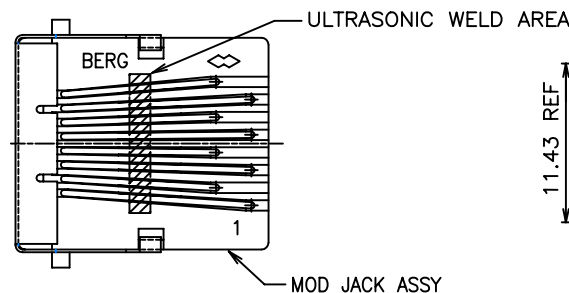


PRODUCT NO	NUMBER OF POS.	LOADED POSITION	MOD JACK ASSY
94909-X88	8	ALL POS.	94908-X88
94909-X86		2,3,4,5,6,7	94908-X86
94909-X84		3,4,5,6	94908-X84
94909-X84A		1,2,3,6	94908-X84A
94909-X88LF		ALL POS.	94908-X88LF
94909-X86LF		2,3,4,5,6,7	94908-X86LF
94909-X84LF		3,4,5,6	94908-X84LF
94909-X84ALF		1,2,3,6	94908-X84ALF
94909-X88NLF		ALL POS.	94908-X88LF

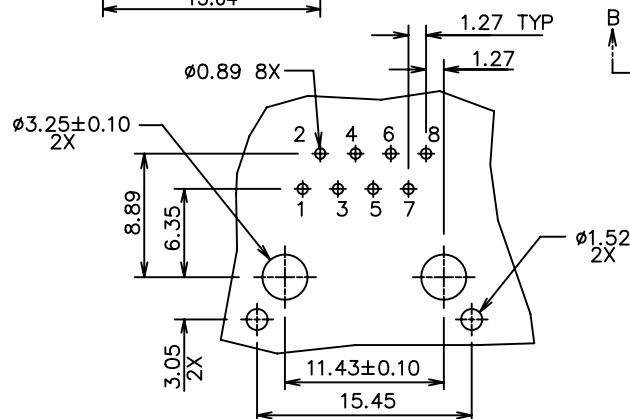
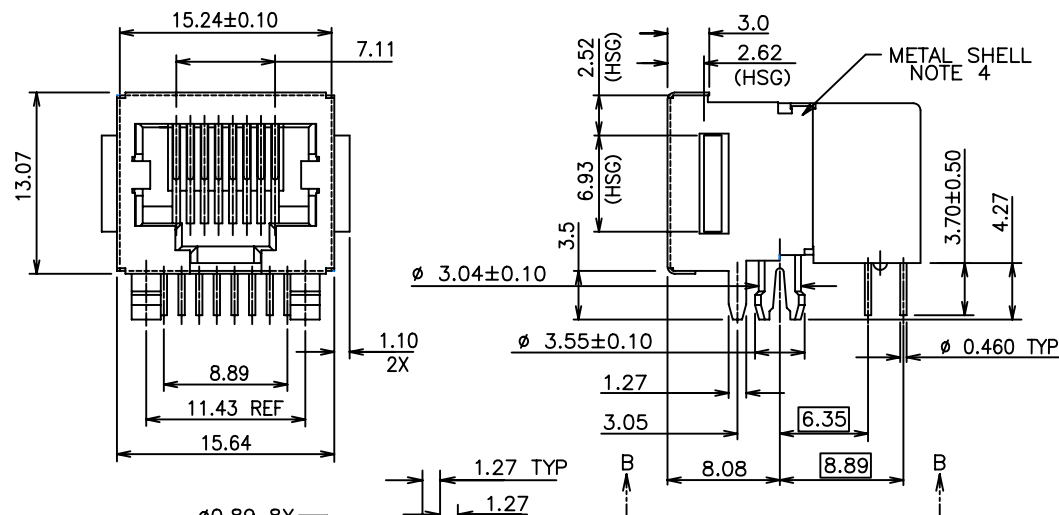
NOTES: PLEASE CHECK FOR AVAILABILITY,  
NOT ALL OPTIONS AVAILABLE.



VIEW B-B

POS.	NO.	CONFIGURATION
------	-----	---------------

PLATING CODE X	PLATING
0	30u" G.X.T.
1	15u" GOLD
2	20u" GFPD
3	30u" GOLD
5	50u" GOLD



P. C. B. HOLE PATTERN VIEWED FROM TOP.

NOTES:

1. RECOMMENDED P.C.B THICKNESS 1.60 MM
2. HOUSING MAT'L: NYLON 66, 25% GLASS REINFORCED.
3. CONTACTS: PHOS BRONZE ALLOY UNS-C51000,  
Ø 0.460 ROUND WIRE, SEE TABLE FOR PLATING.
- ④ 4. METAL SHELL MATERIAL:  
JIS C7521R-H OR THE EQUIVALENT, 0.2MM THICK.
5. PACKAGING PER GES-14-361, USING TUBE.
6. COMPANY LOGO LOCATED IN THIS AREA.
7. LEAD FREE PRODUCTS MEET EUROPEAN UNION  
DIRECTIVES AND OTHER COUNTRY REGULATIONS AS  
DESCRIBED IN GS-22-008.
8. FOR P/N -X88NLF: 30"u NI MIN, WITH SELECTICE TIN  
ON SOLDER TAILS.
- ⑨ 9. EQUIVALENT THICKNESS Au AND GXT PLATING HAVE SAME  
FUNCTION AND THEY ARE ALTERNATIVE BY THE CUSTOEMR.

[illegible]