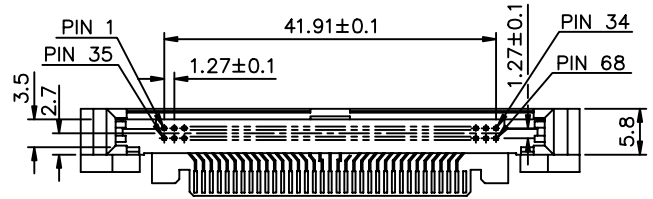
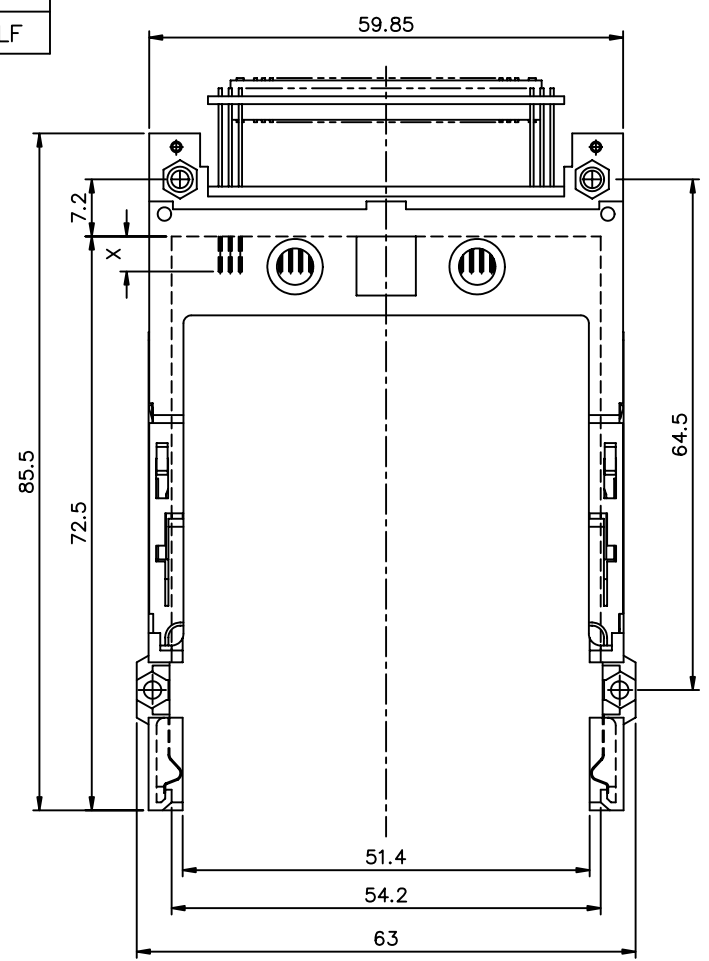


FCI CONFIDENTIAL

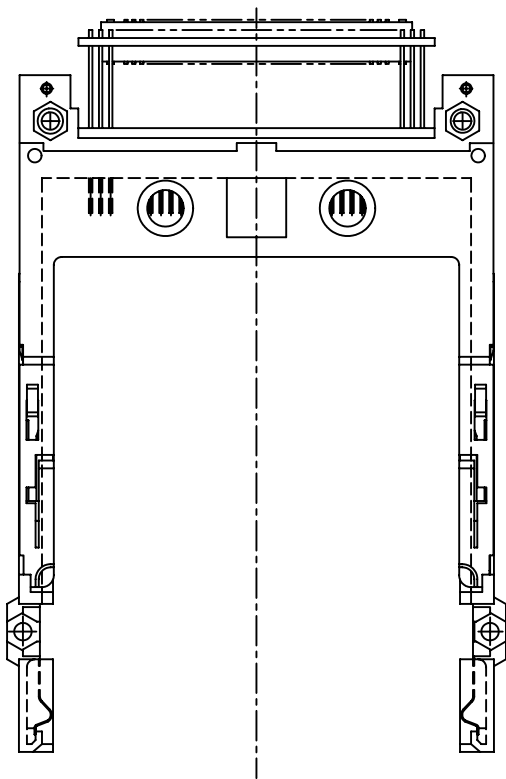
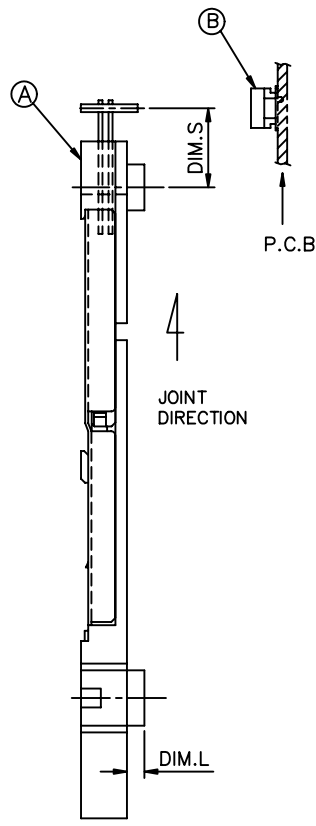


This document is the property of and embodies CONFIDENTIAL and PROPRIETARY information of FCI. No part of the information shown on this document may be used in any way or disclosed to others without the written consent of FCI.
Copyright FCI

PRODUCT NO.
88640-***
88640-***LF



ABOVE P.C.B(P.C.B LAYOUT SEE PAGE 3,4)



BELOW P.C.B(P.C.B LAYOUT SEE PAGE 5,6)

mat'l. code				surface		tolerance		projection	product family			
ltr				ecn no		dr		date	title			
E				T90210		W		05/24/99	EJECTOR HEADER ASS'Y 68POS. SMT TYP 1/2/3			
F				T04-0205		W		05/13/04				
G				N05-0156		W		06/15/05	scale 1:1			
H				N08-0099		MZ		12/11/07				
								dr	WENDY CHEN		12/19/95	
								enr	JOSEPH HSIA		12/19/95	
								chr	JOSEPH HSIA		12/19/95	
								appd	JENN TSAO		12/19/95	
sheet		revision		H	H	H	H	H	H	H	dwg no	
index		sheet		1	2	3	4	5	6		88640	
											sheet 1 of 6 size	
											A4	
											type	
											CUSTOMER	
											Drawing	

BELOW	0	88640-155/155LF	91931-31169 91931-31169LF	6.55	NO	LAYOUT 6-1
	5	88640-150/150LF		-0.3	YES	LAYOUT 6-2
	0	88640-145/145LF		6.55	NO	LAYOUT 6-1
	4.3	88640-143/143LF		-0.3	YES	LAYOUT 6-2
	0	88640-125/125LF		9.0	NO	LAYOUT 5-1
	2.2	88640-122/122LF		2.15	YES	LAYOUT 5-2
	0	88640-100/100LF		10.0	NO	LAYOUT 4
ABOVE	0	88640-055/055LF	91931-31169 91931-31169LF	6.55	NO	LAYOUT 3-1
	5	88640-050H/050HLF		-0.3	YES	LAYOUT 3-2
	5	88640-050/050LF		-0.3	YES	LAYOUT 3-2
	5	88640-051/051LF		-0.3	YES	LAYOUT 3-2
	0	88640-045/045LF		6.55	NO	LAYOUT 3-1
	4.3	88640-043/043LF		-0.3	YES	LAYOUT 3-2
	0	88640-025/025LF		9.0	NO	LAYOUT 2-1
	2.2	88640-022/022LF		2.15	YES	LAYOUT 2-2
	0	88640-000/000LF		10.0	NO	LAYOUT 1
P.C.B. SIDE ①	DIM. L	① EJECT HEADER ASS'Y	② CONAN RECEPTACLE	DIM.S	CAN BE USED FOR SINGLE DECK	P.C.B LAYOUT

ORDERING INFORMATION

NAME	PART NO.	Q'TY
① EJECT HEADER ASS'Y	88640-XXXX	1
② MATING RECEPTACLE	91931-31169	1

NAME	PART NO.	Q'TY
① EJECT HEADER ASS'Y	88640-XXXXLF	1
② MATING RECEPTACLE	91931-31169LF	1

NOTES:

- P.C.B SIDE ARE AS APPEARS INSTALLED.
- MATERIAL

2.1 HEADER ASS'Y :

PLASTIC : HOUSING ...LCP UL94V-O BLACK (ABOVE P.C.B)
...LCP UL94V-O NATURAL (BELOW P.C.B)

PIN : COPPER ALLOY

PCB : FR4

2.2 EJECT MECHANISM ASS'Y :

PLASTIC : GUIDE: POLYPHTHARAMID UL94V-O BLACK

PLATE : STAINLESS

EMI CONTACT: PHOSPHOR BRONZE

3. FINISH (PIN)

UNDER PLATING : 0.5 um MIN. Ni

1.27um Ni (ONLY FOR 88640-051LF)

CONTACT AREA : 0.1 um MIN. GOLD OVER 0.5 um MIN. Pd-Ni

0.76 um MIN. GOLD. (FOR 88640-051LF)

SOLDER TAIL : 2.5 um MIN. Sn-Pb

: 2.5 um MIN. PURE Sn (FOR -****LF)

4. DIM "X"

4.25±0.1	3.5±0.1	5.0±0.1
OTHERS	36,67	1,17,34,35,51,68

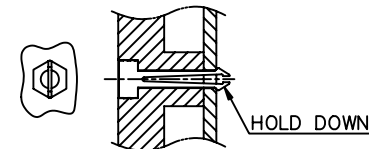
- DO NOT TOUCH AND KEEP CLEAN THE SURFACES OF P.C.B OF HEADER.

- ADD "H" TO PART NUMBER FOR OPTIONAL HOLD DOWN (4 PER ASSEMBLY IN EJECT MECHANISM AND HEADER)

- IF LEAD FREE P.N. THE HOUSING WILL WITHSTAND EXPOSURE TO 260°C PEAK TEMPERATURE FOR 10 SECONDS IN A WAVE SOLDER APPLICATION WITH A 1.00MM MINIMUM THICK CIRCUIT BOARD.

- IF LEAD FREE P/N. THE PRODUCT MEETS EUROPEAN UNION DIRECTIVES AND OTHER COUNTRY REGULATIONS AS DESCRIBED IN GS-22-008

- LEAD FREE P/N PACKAGING MEETS GS-14-920 SPECIFICATION



mat'l. code				surface ISO 1302	tolerance ISO 406 ISO 1101	projection 1:1	product family			
ltr	ecn no	dr	date	tolerances unless otherwise specified			title			
H				angles	linear	±0.30	EJECTOR HEADER ASS'Y 68POS. SMT TYP 1/2/3			
				±2°			scale 1:1			
				dr	WENDY CHEN	12/19/95	dwg no			
				enr	JOSEPH HSIA	12/19/95	sheet 2 of 6 size			
				chr	JOSEPH HSIA	12/19/95	88640			
				appd	JENN TSAO	12/19/95	A4			
sheet index	revision	sheet					type CUSTOMER Drawing			

FCI CONFIDENTIAL

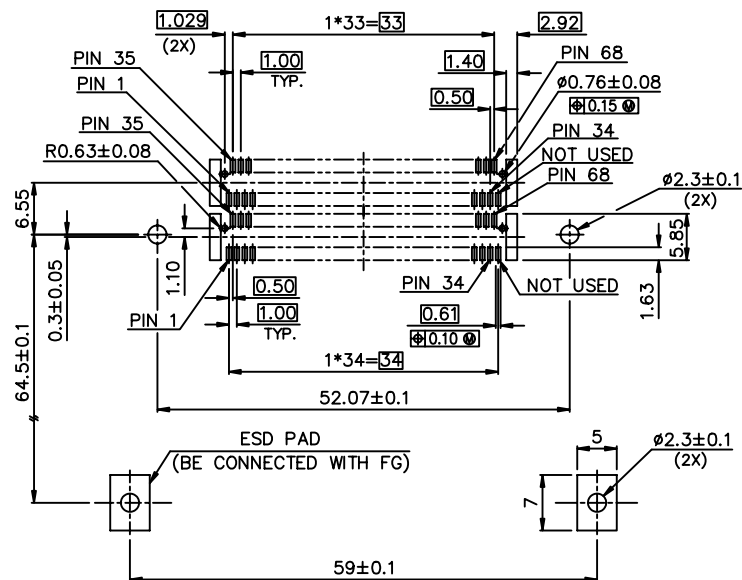


FCIconnect.com

This document is the property of and embodies CONFIDENTIAL and PROPRIETARY information of FCI. No part of the information shown on this document may be used in any way or disclosed to others without the written consent of FCI.
Copyright FCI

USED FOR 88640-043 WITH 88640-045
USED FOR 88640-050 WITH 88640-055

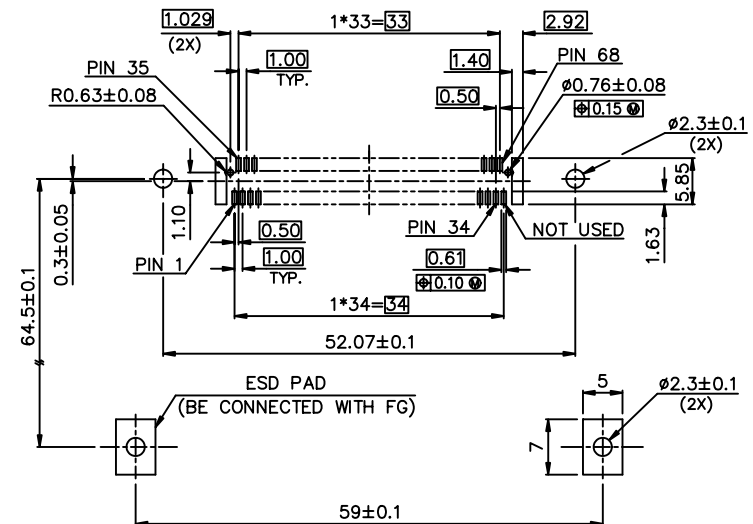
USED FOR 88640-043LF WITH 88640-045LF
USED FOR 88640-050LF WITH 88640-055LF



RECOMMENDED P.C.B. LAYOUT 3-1 (MOUNTED SIDE)

USED FOR 88640-043
USED FOR 88640-050
USED FOR 88640-051
USED FOR 88640-050H

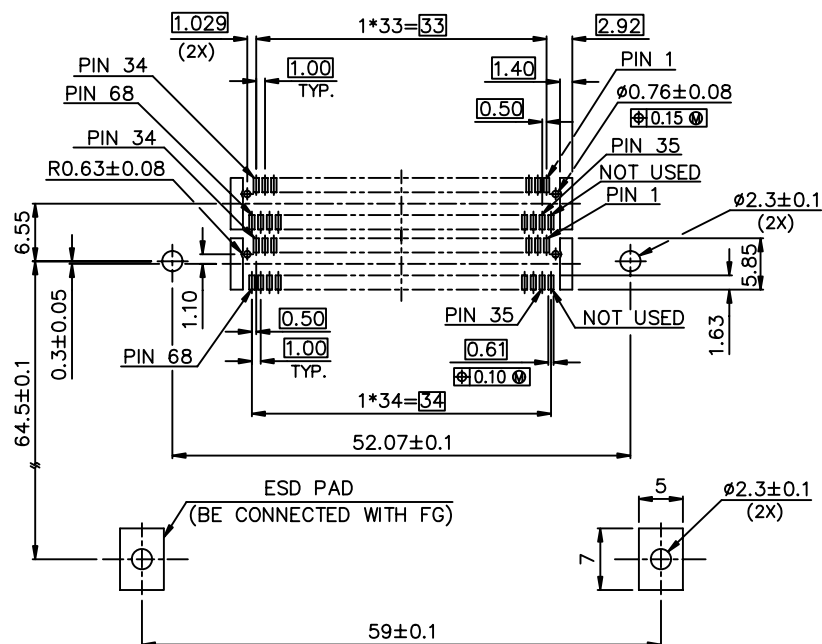
USED FOR 88640-043LF
USED FOR 88640-050LF
USED FOR 88640-051LF
USED FOR 88640-050HLF



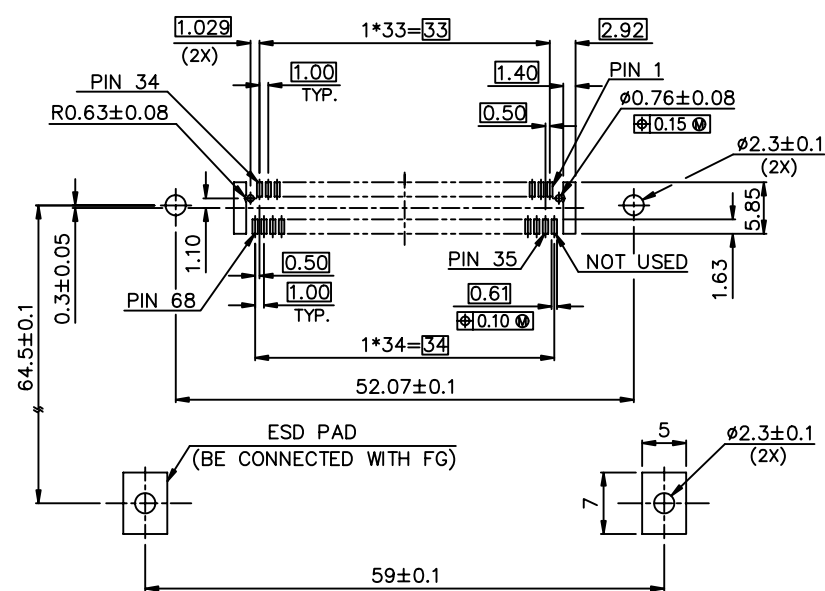
RECOMMENDED P.C.B. LAYOUT 3-2 (MOUNTED SIDE)

mat'l. code				surface	tolerance	projection	product family			
				ISO 1302	ISO 406 ISO 1101					
ltr	ecn no	dr	date	tolerances unless otherwise specified			title			
H				angles	linear	± 0.30	EJECTOR HEADER ASS'Y 68POS. SMT TYP 1/2/3			
				±2°						
				dr	WENDY CHEN	12/19/95	dwg no		sheet 4 of 6 size	
				enr	JOSEPH HSIA	12/19/95	88640		A4	
				chr	JOSEPH HSIA	12/19/95	type		CUSTOMER Drawing	
				appd	JENN TSAO	12/19/95				
sheet	revision									
index	sheet									

USED FOR 88640-143
USED FOR 88640-150
USED FOR 88640-143LF
USED FOR 88640-150LF



RECOMMENDED P.C.B. LAYOUT 6-1 (MOUNTED SIDE)



RECOMMENDED P.C.B. LAYOUT 6-2 (MOUNTED SIDE)

[illegible]