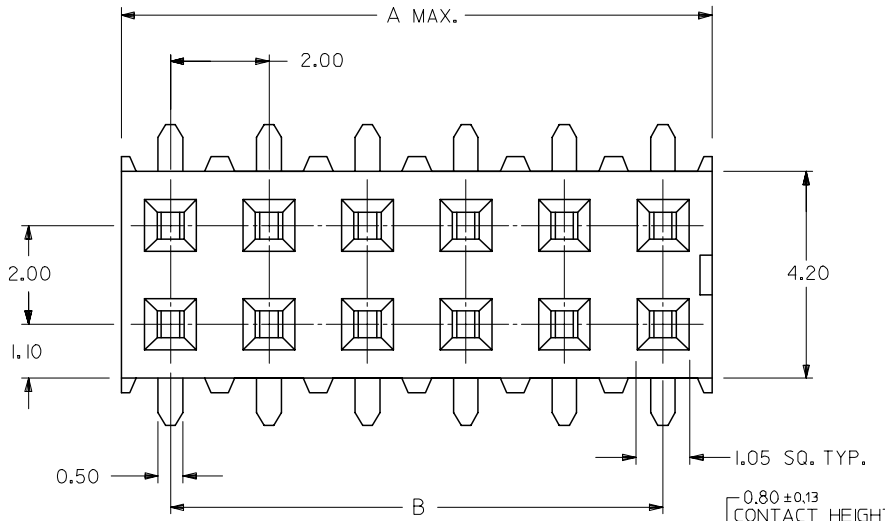

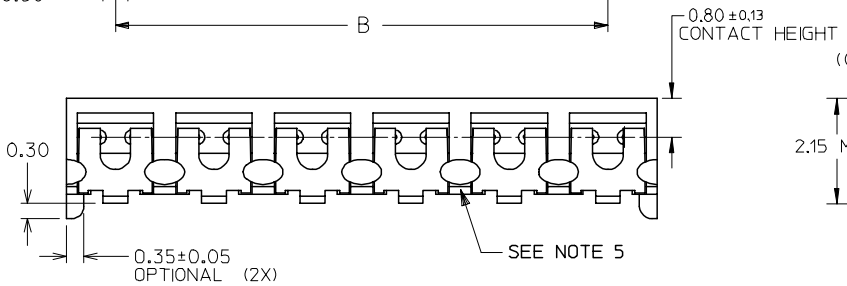

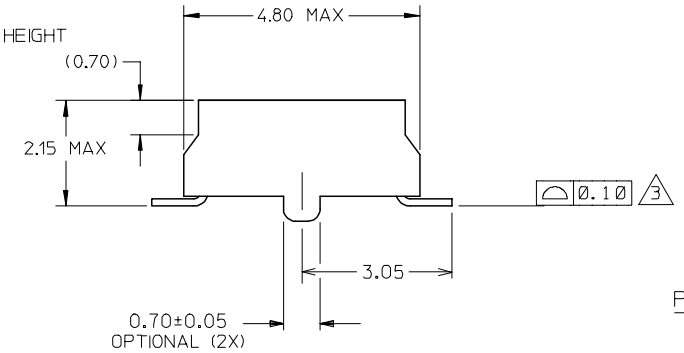

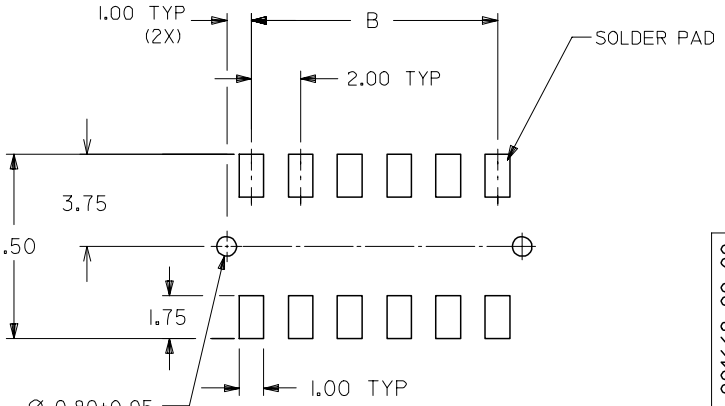

RECOMMENDED PCB LAYOUT

NOTES:

1. 12 CIRCUIT SIZE SHOWN FOR ILLUSTRATION ONLY. SEE CHART FOR AVAILABLE PART SIZES.
2. PLATING FINISH:
   - 3&8 - 0.76um/30uin MIN. GOLD IN CONTACT AREA
     1.90um/75uin MIN. TIN IN SOLDER TAIL AREA
     BOTH OVER 1.30um/50uin MIN. NICKEL OVERALL
   - 4&9 - 0.38um/15uin MIN. GOLD IN CONTACT AREA
     1.90um/75uin MIN. TIN IN SOLDER TAIL AREA
     BOTH OVER 1.30um/50uin MIN. NICKEL OVERALL
3. COPLANARITY OF SOLDER TAIL IS TO BE MEASURED BY RESTING THE PART ON A FLAT GAUGE SURFACE.
4. PRODUCT SPECIFICATION PS-87340 APPLIES.
5. THIS AREA OF PART TO BE HEAT STAKED TO RETAIN CONTACTS.
6. PART IS MATEABLE TO ALL MILLI-GRID HEADERS WITH MINIMUM PIN LENGTHS OF 1.90mm FOR TOP ENTRY.

PART NO. IN TUBE	CKT. SIZE	DIM. B	DIM. A
87340-04**	4	2.00	4.00
87340-06**	6	4.00	6.00
87340-08**	8	6.00	8.00
87340-10**	10	8.00	10.00
87340-12**	12	10.00	12.00
87340-14**	14	12.00	14.00
87340-16**	16	14.00	16.00
87340-18**	18	16.00	18.00
87340-20**	20	18.00	20.00

PART NO. LEGEND

87340 - * * * *

CIRCUIT SIZE — PLATING 2

1 - WITHOUT LOCATING PEGS (HOUSING - BLACK)
2 - WITH LOCATING PEGS (HOUSING - BLACK)
5 - WITHOUT LOCATING PEGS (HOUSING - NATURAL)
6 - WITH LOCATING PEGS (HOUSING - NATURAL)

3 - (PACKED IN TUBE)
4 - (PACKED IN TUBE)
8 - (PACKED IN TAPE & REEL)
9 - (PACKED IN TAPE & REEL)

PDR#S-001668-00-00
EC NO: S2008-0262
DRWN:SKANG 2007/10/04
CHKD:ATSEE 2007/10/05
APPR:MLONG 2007/10/08
DESCRIPTION
REV L1

QUALITY SYMBOLS
▼=0
(C)=0

GENERAL TOLERANCES (UNLESS SPECIFIED)

	mm	INCH
4 PLACES	± ---	± ---
3 PLACES	± ---	± ---
2 PLACES	± 0.20	± ---
1 PLACE	± ---	± ---
ANGULAR ± 3 °		

DRAFT WHERE APPLICABLE MUST REMAIN WITHIN DIMENSIONS

DIMENSION STYLE: MM ONLY
SCALE: NTS
DESIGN UNITS: METRIC
THIRD ANGLE PROJECTION

DRAWN BY: JKACHLI DATE: 1991/07/02
CHECKED BY: JNG DATE: 1991/07/09
APPROVED BY: YTYAP DATE: 1991/07/09
MATERIAL NO.: SEE TABLE

TITLE: MGRID VLPR II, 2MM DUAL ROW TOP ENTRY RECEPT., SMT

MOLEX INCORPORATED

DOCUMENT NO.: SD-87340-**01
SHEET NO.: 1 OF 2
SIZE: A3

THIS DRAWING CONTAINS INFORMATION THAT IS PROPRIETARY TO MOLEX INCORPORATED AND SHOULD NOT BE USED WITHOUT WRITTEN PERMISSION

PART NO. IN TUBE	PART NO. TAPE/REEL	CKT SIZE	Ao	Bo	F	W	Ko
87340-1014	87340-1019	10	6.70	10.40	11.50	24.00	5.30
87340-1613	87340-1618	16	6.60	16.30	11.50	24.00	4.40
87340-1424	87340-1429	14	6.60	14.40	11.50	24.00	4.40

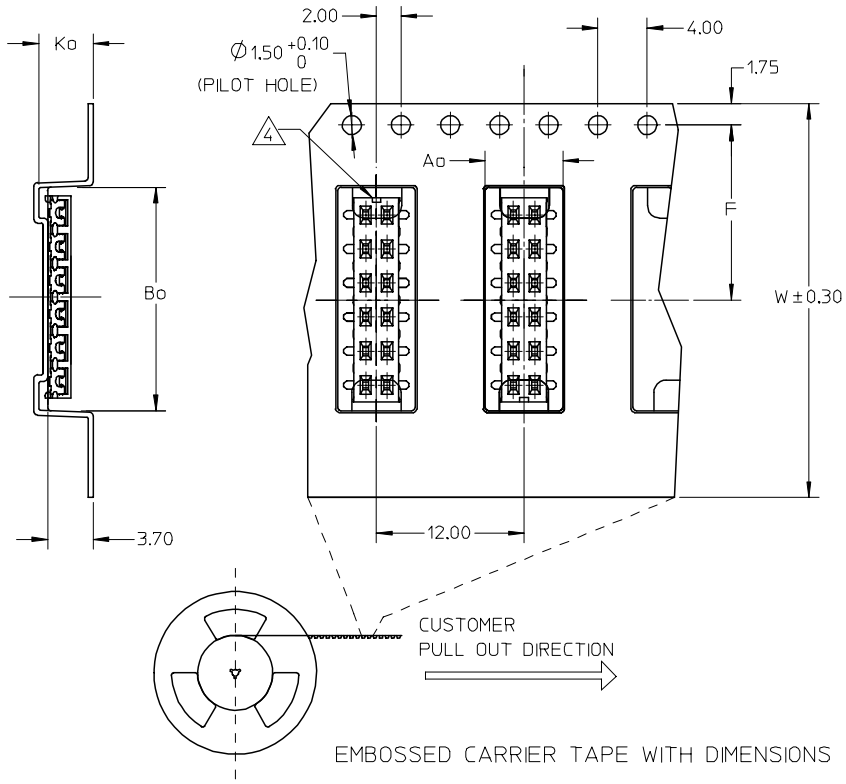

EMBOSSED CARRIER TAPE WITH DIMENSIONS

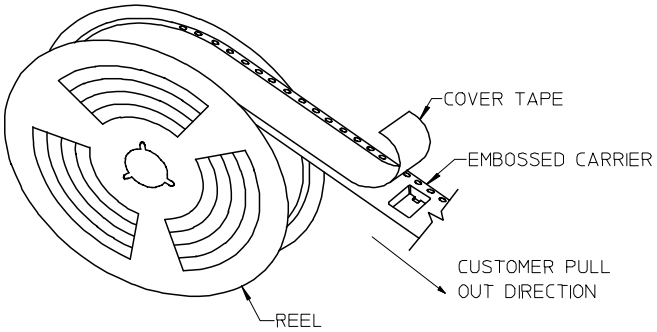

TAPE AND REEL ASSEMBLY SHOWN IS FOR ILLUSTRATION ONLY.

NOTES:

1. LEADER AND TRAILER TAPE

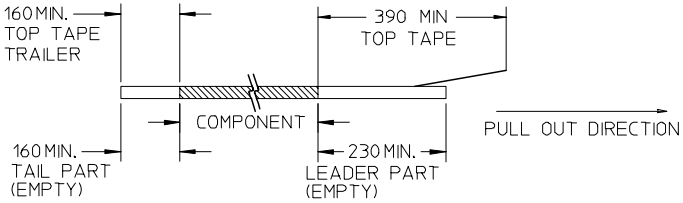

2. PEELING OFF FORCE OF THE TOP TAPE: 20-80gf.
   (PEELING DIRECTION AS SHOWN IN FOLLOWING FIGURE)

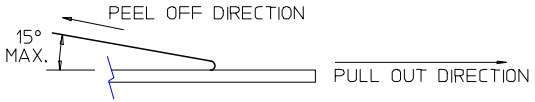

3. PACKAGING STANDARD IS AS PER EIA-481.
4. NO FIX ORIENTATION OF ASSEMBLY PART IN T&R.
5. TAPE & REEL QUANTITY : 1000 PCS / REEL

PDR#S-001668-00-00
EC NO: S2008-0262 2007/10/04
DRWN:SKANG 2007/10/05
CHKD:ATSEE 2007/10/08
APPR:MLONG
DESCRIPTION
L1
REV

QUALITY SYMBOLS
▼=0
▽C=0

GENERAL TOLERANCES (UNLESS SPECIFIED)

	mm	INCH
4 PLACES	± ---	± ---
3 PLACES	± ---	± ---
2 PLACES	± 0.20	± ---
1 PLACE	± ---	± ---
ANGULAR ± 3 °		

DRAFT WHERE APPLICABLE MUST REMAIN WITHIN DIMENSIONS

DIMENSION STYLE: MM ONLY
SCALE: NTS
DESIGN UNITS: METRIC
THIRD ANGLE PROJECTION

DRAWN BY: JKACHLI DATE: 1991/07/02
CHECKED BY: JNG DATE: 1991/07/09
APPROVED BY: YTYAP DATE: 1991/07/09

TITLE: MGRID VLPR II, 2MM DUAL ROW TOP ENTRY RECEPT., SMT

molex MOLEX INCORPORATED

MATERIAL NO.: SEE TABLE
DOCUMENT NO.: SD-87340-**01
SHEET NO.: 2 OF 2
SIZE: A3

THIS DRAWING CONTAINS INFORMATION THAT IS PROPRIETARY TO MOLEX INCORPORATED AND SHOULD NOT BE USED WITHOUT WRITTEN PERMISSION