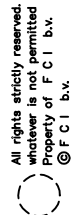
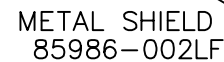


Tous droits strictement reserves. Reproduction ou communication a des tiers interdite sous quelque forme que ce soit sans autorisation (écrite) du propriétaire.
Propriete de F C I b.v.
© F C I b.v. A

© FCI b.v.
Property of FCI b.v.
Reproduction or issue to third parties in any form
whatever is not permitted without written authority from the proprietor.



METAL SHIELD
85986-001LF



form: A3

Printed: Dec 21, 2007

Tous droits strictement réservés. Reproduction ou communication à des tiers interdite sous quelque forme que ce soit sans autorisation écrite du propriétaire. Property of FCI b.v. © FCI b.v.

All rights strictly reserved. Reproduction or issue to third parties in any form, whatever is not permitted without written authority from the proprietor. Property of FCI b.v. © FCI b.v.

PRODUCT NUMBER:
85704-XYZ1LF

NOTES:

1. SEE APPLICATION SPECIFICATION GES-20-003 FOR INSTRUCTIONS ON WIRE INSERTION AND ASSEMBLY OF COMPONENTS FOR CONNECTORS
2. PLUGS INTO SHIELDED HEADERS 72031, 72032, SHROUDS 72033 AND 72034.
3. MAXIMUM SHEATH DIAMETER: 4 mm.
MAXIMUM DIAMETER OVER BRAID: 4 mm
4. THIS PRODUCT MEETS EUROPEAN UNION DIRECTIVES AND OTHER COUNTRY REGULATIONS AS DESCRIBED IN GS-22-008 .
5. THE PRODUCT IS NOT INTENDED TO BE EXPOSED TO A MANUFACTURING SOLDER PROCESS.

MATERIAL:

TERMINAL BLOCKS: GLASS FILLED 612
POLYAMIDE (UL 94 V-0)
CONTACTS:
PHOSPHOR BRONZE
SOLDER FINISH ON IDC DIMPLES

ORDERING INFORMATION FOR KITS:

ORDER KITS 85704-XYZ1LF WHERE
PLATING IN CONTACT AREA:



X=1 FOR 0.8 æm GOLD
X=2 FOR 2.0 æm GOLD
X=3 FOR 1.3 æm GOLD
X=9 FOR 0.8 æm GXT™

LATCH TYPE:

Y=0 HEAT SHRINK VERSION FOR USE WITH LATCH 85991-001LF OR 85992-001LF
Y=1 HEAT SHRINK VERSION FOR USE WITH LATCH 85991-002LF OR 85992-002LF.

COPPER WIRE SIZE:

Z=1 FOR 0.40 - 0.51 mm DIA (26 TO 24 AWG)
Z=2 FOR 0.25 - 0.32 mm DIA (30 TO 28 AWG)

mat'l. code				tolerances unless otherwise specified		CUSTOMER COPY	 ELECTRONICS www.fciconnect.com		
ltr	ecn	no	dr	date					
B					linear	projection	title 5x2 Shielded CABLE CONNECTOR KIT		
					angles				
					dr	H v Woensel	971016	product family Metral(tm)	code 213
					eng	H v Woensel	971016		
					chr	H Coijmans	980205	scale 1:1	sheet 2 of 2
					app	H v Woensel	980205		
sheet index	revision sheet								