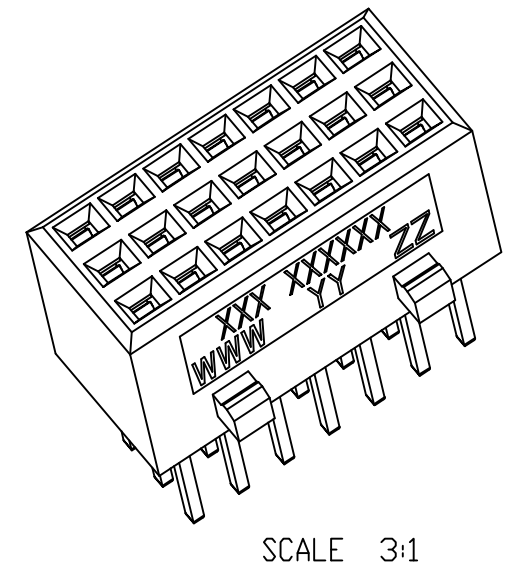


NOTES:
1. THE "LF" PRODUCT MEETS EUROPEAN UNION DIRECTIVES AND OTHER COUNTRY REGULATIONS AS DESCRIBED IN GS-22-008.
2. LEAD FREE OR RoHS DIRECTIVE LABELING TO BE PROVIDED AS PER GS-14-920.
3. PRODUCT IS NOT INTENDED TO BE EXPOSED TO A MANUFACTURING LEAD FREE WAVE SOLDER PROCESS AT 260-265°C



NOTES:
1. PRINTING SPECIFICATION:
XXX XXXXXX : ERICSSON P/N
(NO CHANGE IN ERICSSON PART NUMBER FOR LEAD FREE & LEADED VERSION)
WWW : FACTORY CODE
YY : YEAR
ZZ : WEEK
2. BODY MATERIAL : PLASTIC POLYCARBONATE
3. TERMINAL MATERIAL : PHOSPOR BRONZE

| | | | | | | | | | | | | | | | | | | |
|--------------------------|----------------|------|------------|---------------------------------------|-------------------------------|------------------|------------------------------------|--|--|--|--|--|--|--|--|--|--|--|
| mat'l. code SEE NOTES | | | | surface ISO 1302 ✓ | tolerance ISO 406 ISO 1101 | projection mm | product family DIN | | | | | | | | | | | |
| ltr | ecn no | dr | date | tolerances unless otherwise specified | | mm | title CONNECTOR DIN 3x7 POS. | | | | | | | | | | | |
| A | F10725 | DLE | 2001-12-05 | angles | linear | | | | | | | | | | | | | |
| B | F04-0155 | DLE | 2004-03-18 | | | | scale 3:1 | | | | | | | | | | | |
| C | I05-0232 | MINI | 2005-11-15 | | | | | | | | | | | | | | | |
| D | I06-0082 | MINI | 2006-06-01 | dr | D LEGRAND | 2001-12-05 | FCJ | | | | | | | | | | | |
| E | I07-0089 | KR | 2007-07-17 | enr | J.F.NOTTEAU | 2001-12-05 | | | | | | | | | | | | |
| | | | | chr | RAKHEE GEORGE | 2007-07-17 | type Product Customer Drawing | | | | | | | | | | | |
| | | | | appd | RAKHEE GEORGE | 2007-07-17 | | | | | | | | | | | | |
| sheet index | revision sheet | E | C | D | D | | | | | | | | | | | | | |
| | | 1 | 2 | 3 | 4 | | | | | | | | | | | | | |

FCI
FCIconnect.com
Copyright FCI

1

2 3

4

5

6

NOTES:
1. THE "LF" PRODUCT MEETS EUROPEAN UNION DIRECTIVES AND OTHER COUNTRY REGULATIONS AS DESCRIBED IN GS-22-008.
2. LEAD FREE OR RoHS DIRECTIVE LABELING TO BE PROVIDED AS PER GS-14-920.
3. PRODUCT IS NOT INTENDED TO BE EXPOSED TO A MANUFACTURING LEAD FREE WAVE SOLDER PROCESS AT 260-265°C

FIG 1

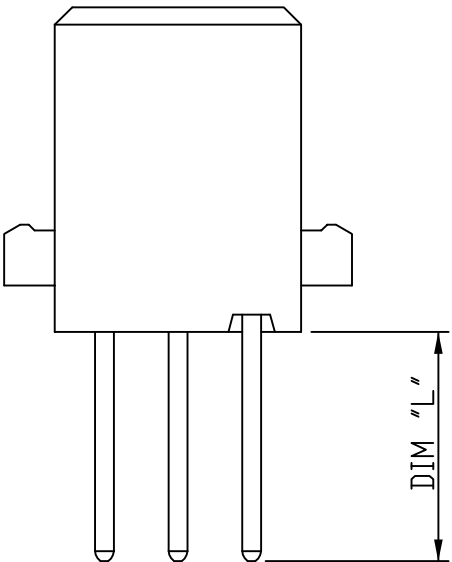


FIG 2

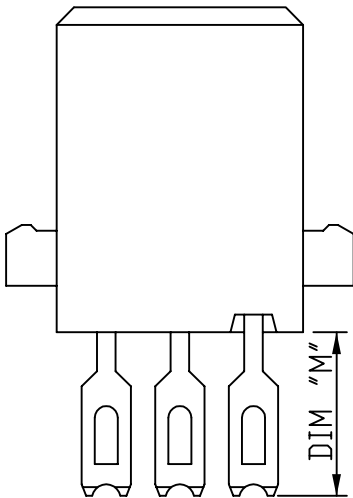
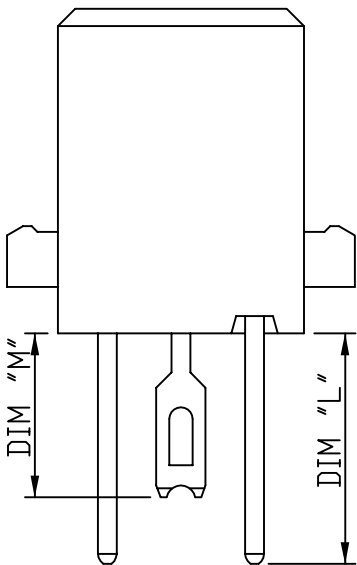


FIG 3



| | | | | | | | | | | | | | | | | | | | |
|--------------------|----------|----------------|------------|-------------------|---------------|---------------------|------------|------------|--|------------------------------------|--------|--|--------------|--|------|--|--|--|--|
| mat'l. code | | | | surface | | tolerance | | projection | | product family | | | | | | | | | |
| SEE NOTES, SHEET 1 | | | | ISO 1302 | | ISO 406 ISO 1101 | | | | DIN | | | | | | | | | |
| ltr | ecn no | dr | date | tolerances unless | | otherwise specified | | | | title CONNECTOR DIN 3x7 POS. | | | | | | | | | |
| A | F10725 | DLE | 2001-12-05 | angles | | linear | | mm | | | | | | | | | | | |
| B | I05-0232 | MINI | 2005-11-15 | | | | | | | scale 3:1 | | | | | | | | | |
| C | I06-0082 | MINI | 2006-06-01 | | | | | | | | | | | | | | | | |
| | | | | dr | D LEGRAND | | 2001-12-05 | | | | dwg no | | sheet 2 of 4 | | size | | | | |
| | | | | enrg | J.F.NOTTEAU | | 2001-12-05 | | | | 72904 | | | | A3 | | | | |
| | | | | chr | RAKHEE GEORGE | | 2006-06-01 | | | | | | | | | | | | |
| | | | | appd | RAKHEE GEORGE | | 2006-06-01 | | | | | | | | | | | | |
| sheet index | | revision sheet | | | | | | | | | | | | | | | | | |

