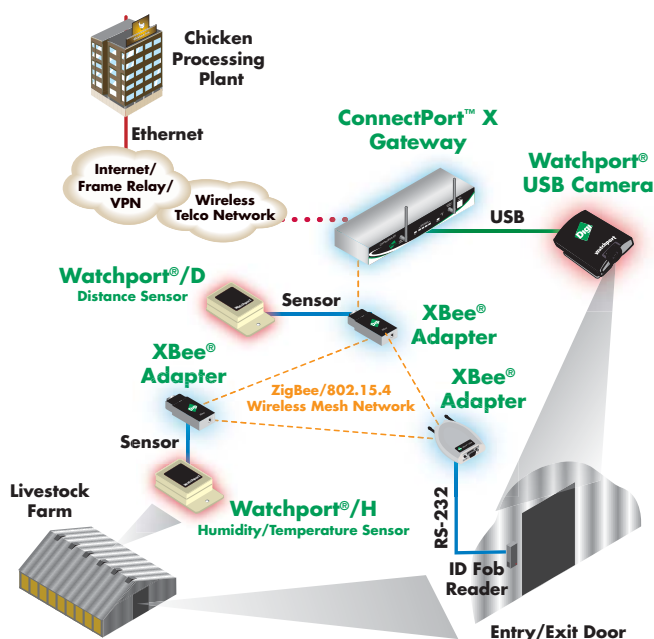
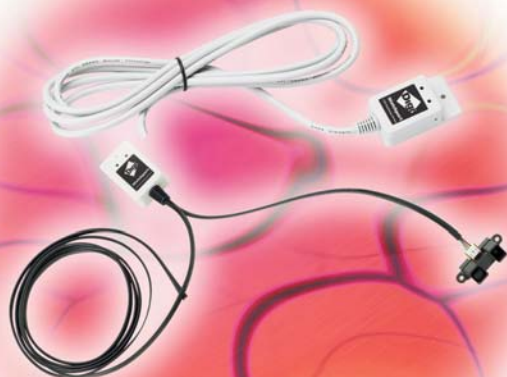


Watchport® Sensors for Drop-in Networking

Environmental Monitoring Solutions

Create a Drop-in Network with sensors to monitor critical environmental data over a wireless connection.



Features/Benefits

- Ideal for remote monitoring of critical environmental data
- Plug into Digi's XBee sensor adapter (via RJ-45 connector) for wireless ZigBee® connectivity
- No external power supply required; draws power from XBee sensor adapter (via RJ-45 connector)
- A' la carte product selection allows total customization
- Easy to install and configure
- Extend distance between sensor and XBee Sensor Adapter with CAT5 UTP cable

Overview

Watchport sensors provide a plug-and-play solution for Drop-in Networking applications. Each sensor connects to Digi's XBee sensor adapter (sold separately) for wireless connectivity to sensor data over a low power ZigBee network. Sensors are available to measure distance, proximity, temperature/humidity, acceleration/tilt, and the presence of water. Monitoring remote assets with Watchport sensors can preempt damage to facilities, reduce costly maintenance and warn of threatening environmental conditions.

When used in a Drop-in Network with Digi's ConnectPort X gateways, Watchport sensors can be monitored over a Wide Area Network (WAN) connection, providing centralized monitoring of geographically distributed sensor points. Plus, the Python® programming engine on the ConnectPort X provides the software tools to integrate multiple sensors and create custom applications using sensor readings.

Watchport sensors can be used in many Drop-in Networking applications. Monitor temperature and humidity levels in a refrigeration unit or grain silo; detect the presence of water in a livestock pen; activate a Watchport camera or an alarm when an access point is encroached; or reduce energy consumption by automatically powering down lights or other environmental systems when inhabitants are no longer detected.



Features Comparison

FEATURES

- Each sensor has a 6" cable lead with RJ-45 connector (1-Wire interface)

Watchport/H Humidity/Temperature Sensor

- Collects both relative humidity (RH) and temperature data
- Temperature compensated RH readings
- ASCII command interface
- Maximum reading rate: 20 per second
- Temperature accuracy: $\pm 3.6^{\circ}\text{F}$ ($\pm 2^{\circ}\text{C}$) at -40°F to $+14^{\circ}\text{F}$ (-40°C to -10°C) and $\pm 0.9^{\circ}\text{F}$ ($\pm 0.5^{\circ}\text{C}$) at $+14^{\circ}\text{F}$ to $+185^{\circ}\text{F}$ (-10°C to $+85^{\circ}\text{C}$)
- RH accuracy: $\pm 5\%$ at 0-90% non-condensing; $\pm 8\%$ over 90%
- RH stability: $\pm 1\%$ RH (typical) at 50% RH in 5 years
- Power consumption: 15 mA (normal), 1.0 mA (suspend mode)
- Maximum CAT5 UTP cable length: 500 ft (152.46 m)

Watchport/D Distance/Proximity Sensor

- Photo-electric sensor with hardware controlled sensitivity
- Detection range 1.6 to 4.9 ft (0.5 to 1.5 m)
- Maximum reading rate: 3 per second
- Maximum switching frequency: 100 Hz
- Response delay: ≤ 5.0 ms (typical)
- Power consumption: 70 mA (max)
- Maximum CAT5 UTP cable length: 500 ft (152.46 m)

Watchport/W Water Detector

- 2 gold plated pins detect wetness on a non-conductive surface
- Binary output with "Wet" or "Dry" readings
- Waterproof enclosure
- Maximum reading rate: 5 per second
- Power consumption: 15 mA (normal), 1.0 mA (suspend mode)
- Maximum CAT5 UTP cable length: 1,000 ft (304.8 m)

Watchport/A Accelerometer

- Dual axis accelerometer
- Measures dynamic acceleration such as vibration or static acceleration (gravity)
- Measures tilt to 0.1°
- Acceleration from $-2g$ to $+2g$

POWER REQUIREMENTS

- No external power supply required

ENVIRONMENTAL

- Operating temperature: -40°F to $+185^{\circ}\text{F}$ (-40°C to $+85^{\circ}\text{C}$)
- Relative humidity: 0% to 95% (non-condensing)

USABILITY REQUIREMENTS

- Watchport Sensors for Drop-in Networking must be used with XBee Sensor Adapters (sold separately). Please see www.digi.com/products/wireless/dropinnetworking/ for XBee Adapter information.

REGULATORY APPROVALS

- FCC Part 15, Class B
- CE
- EN55022
- EN55024
- EN60950
- UL 1950
- CSA 2.2 No. 950
- IEC-950


DIMENSIONS

Watchport/H, Watchport/W, Watchport/A

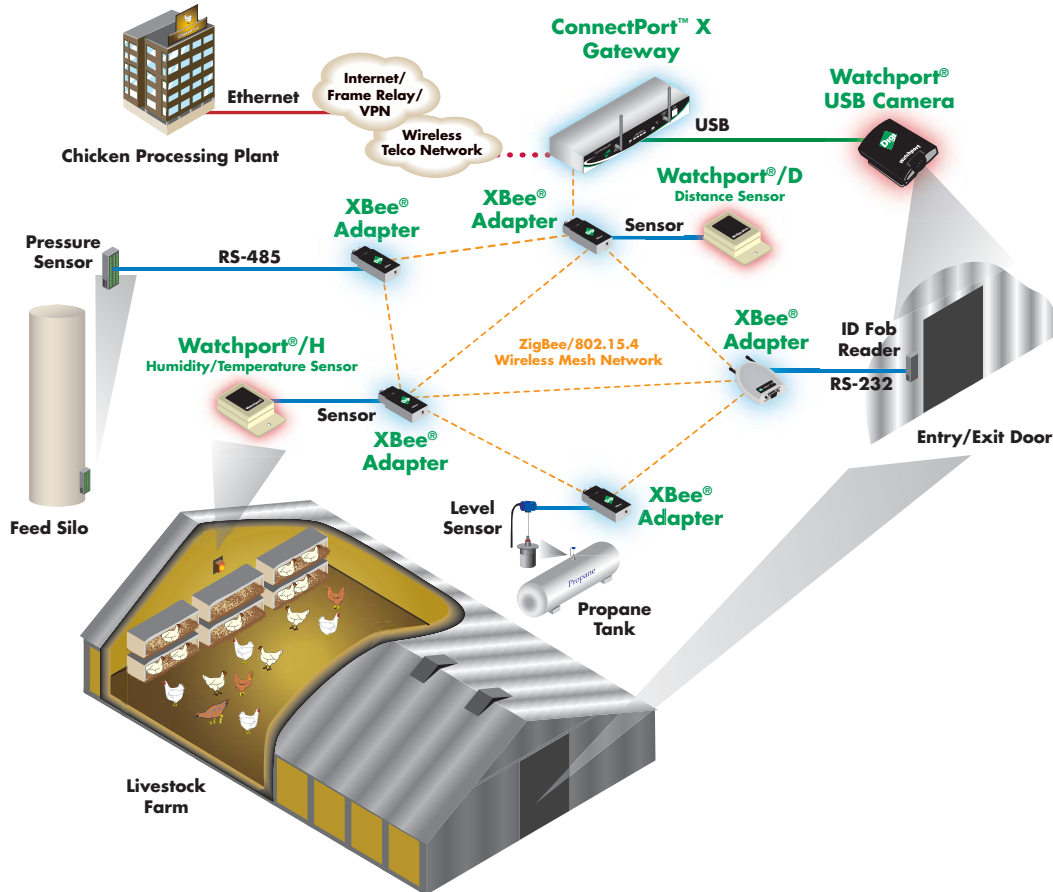
- Length: 2.12 in (5.39 cm)
- Width: 1.19 in (3.02 cm)
- Height: 0.69 in (1.75 cm)
- Weight: 3.00 oz (85.05 g)

Watchport/D

- Length: 1.75 in (4.45 cm)
- Width: 0.74 in (1.88 cm)
- Height: 0.85 in (2.16 cm)
- Weight: 3.00 oz (85.05 g)



Application Diagram and Part Numbers



MODEL.....PART NUMBERS

Watchport Sensors for Drop-in Networking

| | |
|---|-----------|
| Watchport/H (Humidity/Temperature Sensor) | Worldwide |
| Watchport/D (Distance/Proximity Sensor) | 70002335 |
| Watchport/W (Water Detector) | 70002333 |
| Watchport/A (Accelerometer) | 70002336 |
| | 70002337 |

XBee Sensor Adapters

| | |
|------------------------------------|-------------|
| XBee Sensor Adapter (802.15.4) | XA-A14-CS1R |
| XBee-PRO Sensor Adapter (802.15.4) | XA-A14-CS1P |
| XBee Sensor Adapter (ZNet 2.5) | XA-B14-CS1R |
| XBee-PRO Sensor Adapter (ZNet 2.5) | XA-B14-CS1P |

Watchport Sensors for Drop-in Networking must be used with XBee Sensor Adapters.

See www.digi.com/products/wirelessdropinnetworking/ for XBee Adapter specifications.

DIGI SERVICE AND SUPPORT - You can purchase with confidence knowing that Digi is here to support you with expert technical support and a strong five-year warranty. www.digi.com/support

**WHEN
RELIABILITY
MATTERS™**

Digi International

11001 Bren Road E.
Minnetonka, MN 55343
U.S.A.
PH: 877-912-3444
952-912-3444
FX: 952-912-4952
email: info@digi.com

Digi International

31 rue des Poissonniers
92200 Neuilly sur Seine
PH: +33-1-55-61-98-98
FX: +33-1-55-61-98-99
www.digi.fr

Digi International

NES Building South 8F
22-14 Sakuragaoka-cho,
Shibuya-ku
Tokyo 150-0031, Japan
PH: +81-3-5428-0261
FX: +81-3-5428-0262
www.digi-intl.co.jp

Digi International

(HK) Limited
Unit 3206 - 08A, 32/F,
AIA Tower
183 Electric Road
North Point, Hong Kong
PH: +852-2833-1008
FX: +852-2572-9989
www.digi.cn

Digi International, the leader in device networking for business, develops reliable products and technologies to connect and securely manage local or remote electronic devices over the network or via the web. With over 20 million ports shipped worldwide since 1985, Digi offers the highest levels of performance, flexibility and quality.

www.digi.com

© 2007-2008 Digi International Inc.

All rights reserved. Digi, Digi International, the Digi logo, the When Reliability Matters logo, ConnectPort, Watchport, XBee and XBee-PRO are either trademarks or registered trademarks of Digi International Inc. in the United States and other countries worldwide. All other trademarks are the property of their respective holders.

91001426
A2/1008

