DESCRIPTION: COAXIAL / SIGNAL - RIGHT ANGLE - MALE

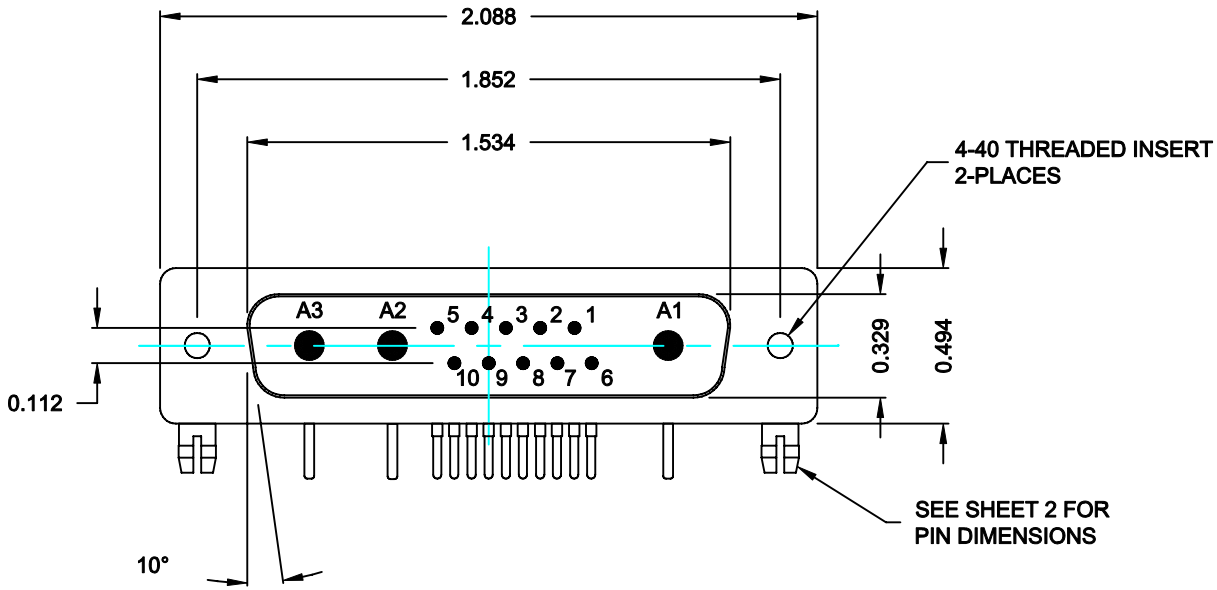

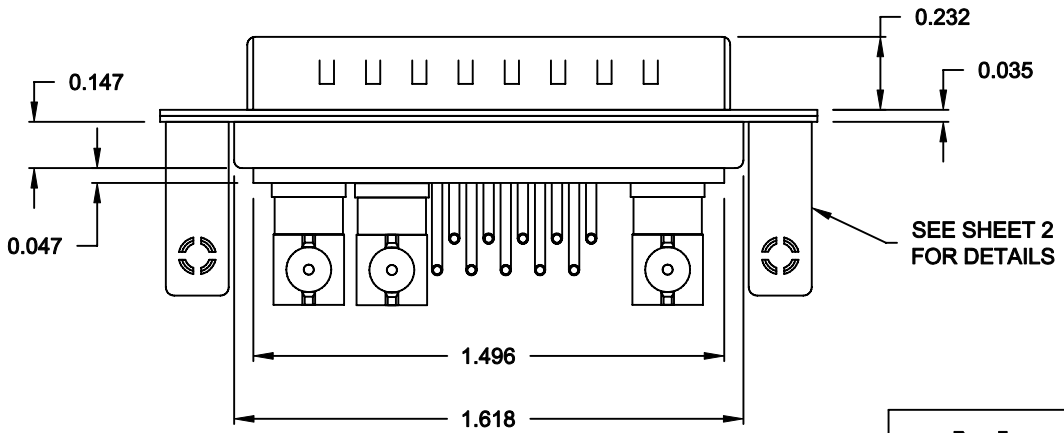

SPECIFICATIONS:

ELECTRICAL:

INSULATOR RESISTANCE:	5,000 MegOHMS Min.
DIELECTRIC WITHSTANDING:	1,000VAC r.m.s.
OPERATING TEMPERATURE:	-55° C ~ +125° C
CONTACT RESISTANCE:	30 MilliOHMS Max.
COAXIAL PINS:	75 OHM
SIGNAL PINS:	5 AMPS

MECHANICAL:

CONTACT INSERTION FORCE:	4.5 Kg Max.
CONTACT SEPARATOR FORCE:	0.3Kg Min.

MATERIALS:

CONTACTS:	BRASS
INSULATOR:	PBT UL94V-0 RATED, 230°C PROCESS TEMP.
SHELL:	STEEL

FINISH:

SHELL:	NICKEL

68513W3103L461

46 = 4-40 INSERTS / BOARD LOCKS

RoHS COMPLIANT

THESE DRAWINGS AND SPECIFICATIONS ARE THE PROPERTY OF NorComp AND SHALL NOT BE REPRODUCED, COPIED OR USED AS THE BASIS FOR THE MANUFACTURE OF SALE OF APPARATUS WITHOUT WRITTEN PERMISSION.

NorComp

DRAWN: C. SMITH		DATE: 10-11-06	
CHECKED:		DATE:	
SCALE: N.T.S.	SHEET 1 OF 2		REV 1
DWG NO. 68513W3103L461			

DESCRIPTION: 685 SERIES CONTACTS

NOTE:
SIGNAL AND COAXIAL CONTACTS
COME PRE-LOADED INTO INSULATORS

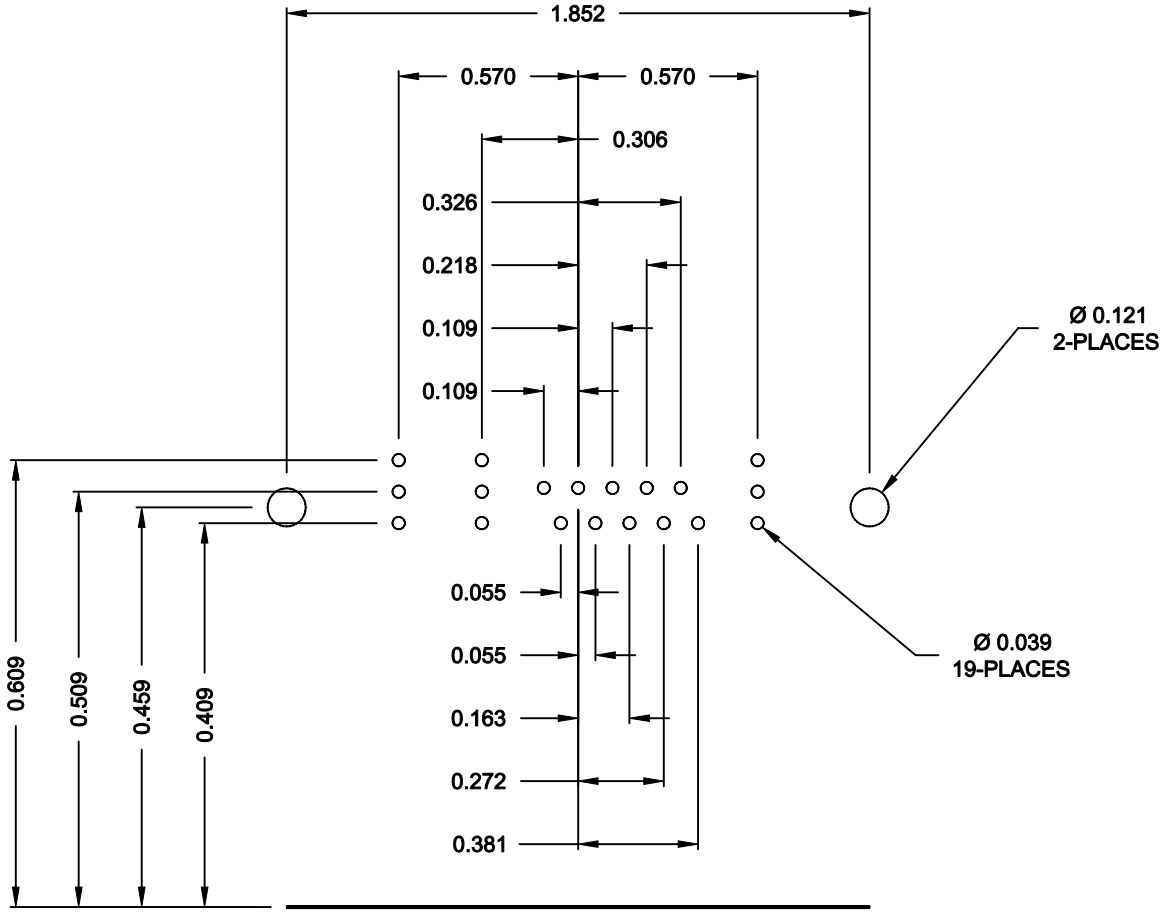

PCB EDGE

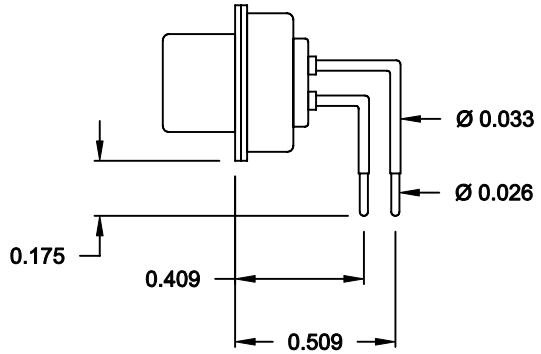

SIGNAL CONTACTS

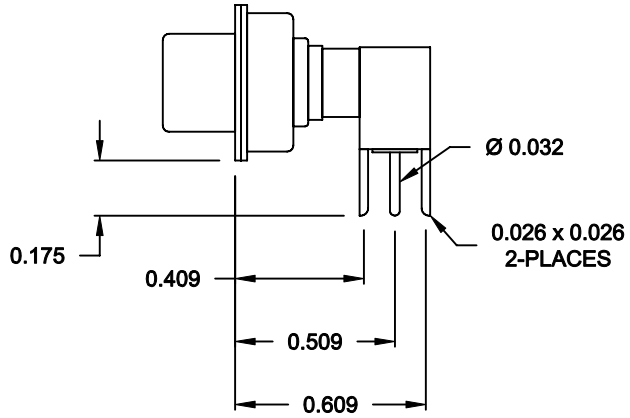

75 OHM COAXIAL CONTACT

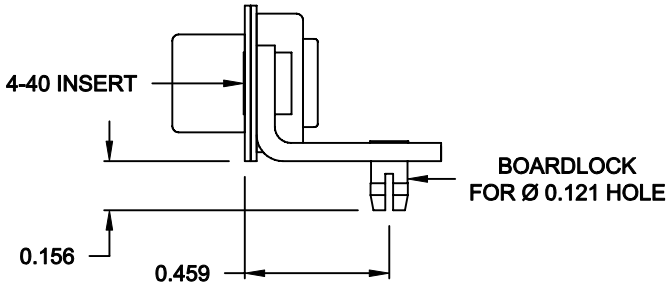

MOUNTING HARDWARE

RoHS COMPLIANT

THESE DRAWINGS AND SPECIFICATIONS ARE THE PROPERTY OF NorComp AND SHALL NOT BE REPRODUCED, COPIED OR USED AS THE BASIS FOR THE MANUFACTURE OF SALE OF APPARATUS WITHOUT WRITTEN PERMISSION.

DRAWN: C. SMITH	DATE: 10-11-06	
CHECKED:	DATE:	
SCALE: N.T.S.	SHEET 2 OF 2	REV 1
DWG NO. 68513W3103L461		

NorComp