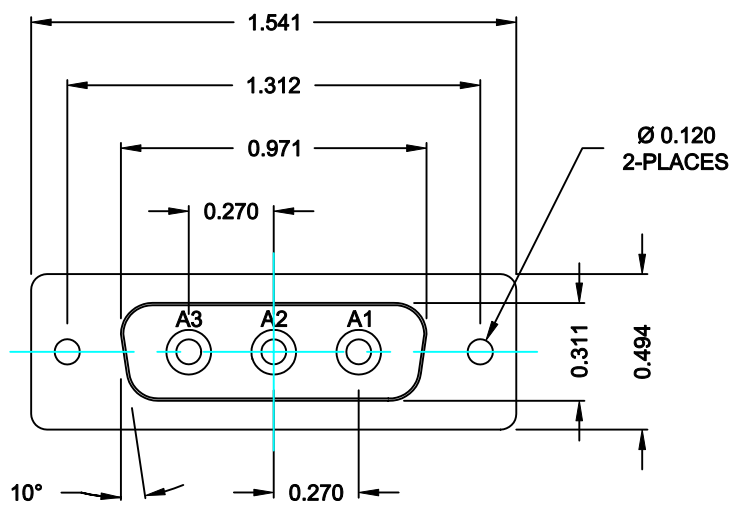


DESCRIPTION: COAXIAL - SOLDER CUP - FEMALE



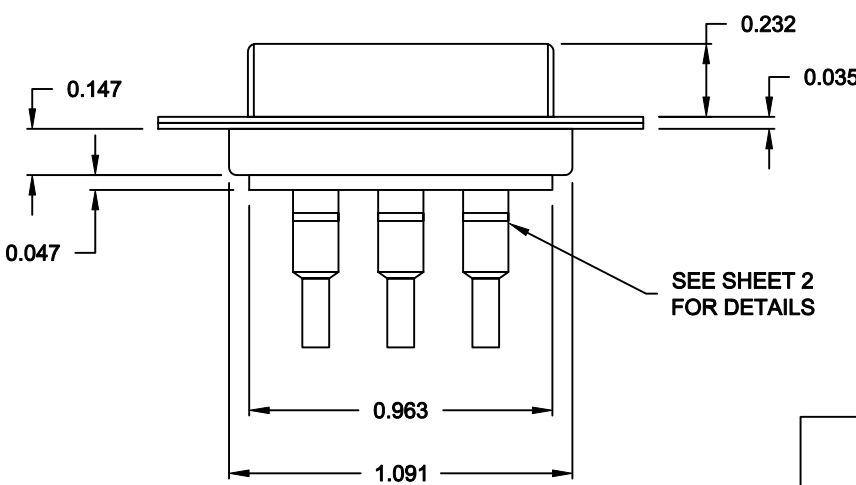
SPECIFICATIONS:

ELECTRICAL:
INSULATOR RESISTANCE: 5,000 MegOHMS Min.
DIELECTRIC WITHSTANDING: 1,000VAC r.m.s.
OPERATING TEMPERATURE: -55° C ~ +125° C
CONTACT RESISTANCE: 30 MilliOHMS Max.
COAXIAL PINS: 75 OHM

MECHANICAL:
CONTACT INSERTION FORCE: 4.5 Kg Max.
CONTACT SEPARATOR FORCE: 0.3Kg Min.

MATERIALS:
CONTACTS: BRASS
INSULATOR: PBT UL94V-0 RATED,
230°C PROCESS TEMP.
STEEL


SHELL:
FINISH:
SHELL: NICKEL



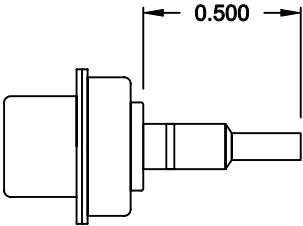
6823W3203L001

00 = 75 OHM COAXIAL

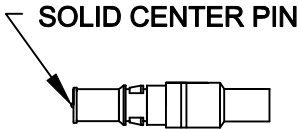
RoHS COMPLIANT

	THESE DRAWINGS AND SPECIFICATIONS ARE THE PROPERTY OF NorComp AND SHALL NOT BE REPRODUCED, COPIED OR USED AS THE BASIS FOR THE MANUFACTURE OF SALE OF APPARATUS WITHOUT WRITTEN PERMISSION.	DRAWN: C. SMITH		DATE: 09-21-06	
		CHECKED: X		DATE: X	
NorComp		SCALE: N.T.S.	SHEET 1		OF 2
		REV 1			
		DWG NO. 6823W3203L001			

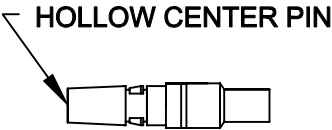
NOTE:
COAXIAL CONTACTS SUPPLIED - NOT PRE-LOADED.



COAXIAL CONTACT
ACCEPTS 75 OHM COAX, RG179/U




FEMALE COAXIAL CONTACT



MALE COAXIAL CONTACT

RoHS COMPLIANT

	THESE DRAWINGS AND SPECIFICATIONS ARE THE PROPERTY OF NorComp AND SHALL NOT BE REPRODUCED, COPIED OR USED AS THE BASIS FOR THE MANUFACTURE OF SALE OF APPARATUS WITHOUT WRITTEN PERMISSION.	DRAWN: C. SMITH		DATE: 09-21-06	
		CHECKED: X		DATE: X	
NorComp		SCALE: N.T.S.	SHEET 2 OF 2		REV 1
		DWG NO. 6823W3203L001			