

CONFIDENTIAL

product family
MINITEK

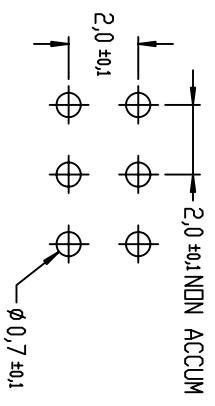
title
MINITEK II VCC (HTP)

dwg no
63453

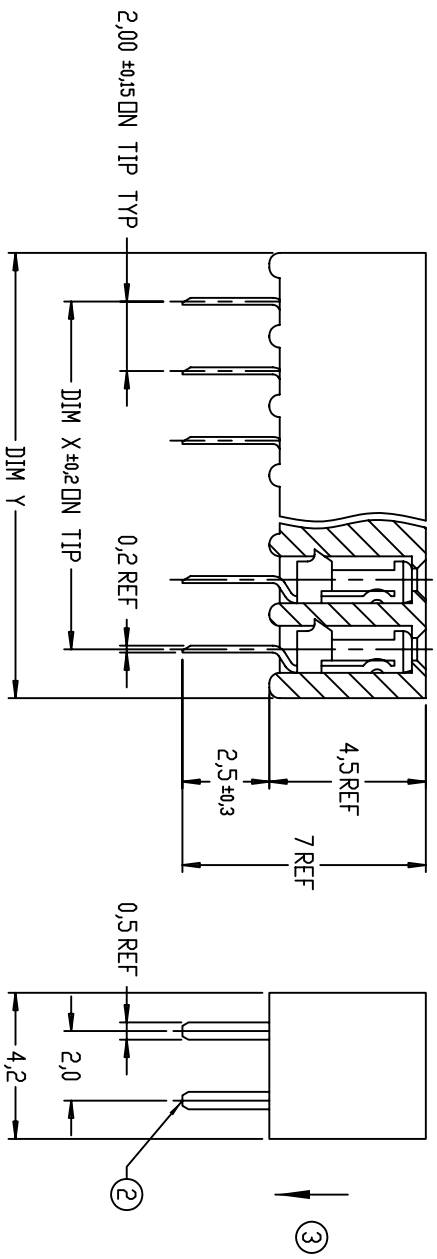
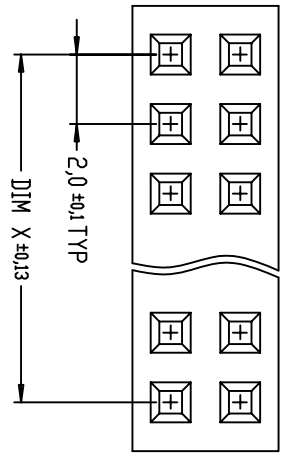
sheet 1 of 2 size
A

type
Product Customer Drawing

mat'l. code		surface		tolerance		projection	
litr	ecn no dr	date	ISO 1302	ISO 406	ISO 1101	ISO 1101	MM
A	S90114	BSL 6/28/99					
B	S00100	SCT 5/30/00					
C	S04-0116JPEH	6/7/04					
D	S04-0260KEM	12/2/04					
E	S06-0236KHL	7/17/06					
		dr	JANET	5/30/00			
		engr	JPEH	6/7/04			
		chr	KH LEE	7/17/06			
		appd	JOEY NG	7/17/06			
sheet	revision	E	E				
index	sheet	1	2				



PC BOARD THK : 0,9 TO 1,3
RECOMMENDED MOUNTING HOLE LAYOUT





PRODUCT NO	PRODUCT NO	POS	DIM X	DIM Y
63453-X04	63453-X04LF ⑧	2X2	2	4,8
X06	X06LF ①	2X3	4	6,8
X08	X08LF	2X4	6	8,8
X10	X10LF	2X5	8	10,8
X12	X12LF	2X6	10	12,8
X14	X14LF	2X7	12	14,8
X16	X16LF	2X8	14	16,8
X18	X18LF	2X9	16	18,8
X20	X20LF	2X10	18	20,8
X22	X22LF	2X11	20	22,8
X24	X24LF	2X12	22	24,8
X26	X26LF	2X13	24	26,8
X28	X28LF	2X14	26	28,8
X30	X30LF	2X15	28	30,8
X32	X32LF	2X16	30	32,8
X34	X34LF	2X17	32	34,8
X36	X36LF	2X18	34	36,8
X38	X38LF	2X19	36	38,8
X40	X40LF	2X20	38	40,8
X42	X42LF	2X21	40	42,8
X44	X44LF	2X22	42	44,8
X46	X46LF	2X23	44	46,8
X48	X48LF ①	2X24	46	48,8
X50	X50LF ⑧	2X25	48	50,8

PART NUMBER INFORMATION

XXXX-XXXX

BASE P/N — LEAD FREE

TERMINAL PLATING

NOTES

1 MATERIAL

BODY : GLASS FILLED PCT UL 94V-D BLACK

TERMINAL : PHOSPHOR BRONZE

② CUT SURFACE IS UNPLATED

③ TERMINAL RETENTION FORCE 0,5 Kg MIN

4 TOLERANCE UNLESS OTHERWISE NOTED ±0,25

5 FOR 63453-X16TR ONLY (TAPE AND REEL PACKAGING)

A PICK-UP CAP IS PROVIDED IN THE CENTRE OF THE PRODUCT
(SEE FIG.1) FOR PICK AND PLACE APPLICATION.

PICK-UP CAP TIGHTNESS IS 7LB MAX.

6 THE HOUSING WILL WITHSTAND EXPOSURE TO 255° C PEAK
TEMPERATURE FOR 10 SECONDS IN A CONVECTION, INFRARED
OR VAPOR PHASE REFLOW OVEN.7 THE HOUSING WILL WITHSTAND EXPOSURE TO 260° C PEAK
TEMPERATURE FOR 10 SECONDS IN A WAVE SOLDER
APPLICATION WITH A 1,57MM MINIMUM THICK CIRCUIT BOARD.⑧ THIS PRODUCT MEETS EUROPEAN UNION DIRECTIVES AND OTHER
COUNTRY REGULATIONS AS DESCRIBED IN GS-22-008.

PLATING	DESCRIPTION
0	0,2 µm Au
1	0,76 µm Au
2	UNASSIGNED
3	0,38 µm Au

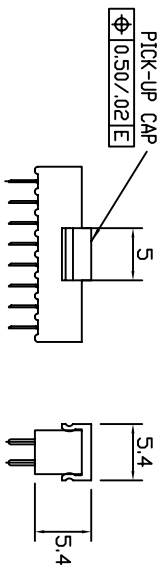


FIG. 1

matl. code	surface	tolerance	projection	product family
litr ecn no dr	ISO 1302	ISO 406 ISO 1101	MM	MINITEK
E	angles	linear ±0.25	scale 5:1	MINITEK II VCC (HTP)
	dr	JANET 5/30/00		dwg no
	engr	JPEH 6/7/04		sheet 2 of 2 size
	chr	KH LEE 7/17/06		63453 A
	appd	JOEY NG 7/17/06		Product Customer Drawing
sheet index	revision			

CONFIDENTIAL