


DIN RECEPTACLES (continued)

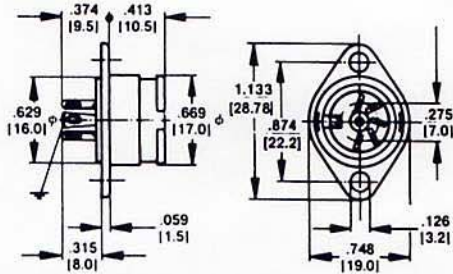
RECEPTACLE for Locking Plug

Flared solder terminals on Part Number 57HB5F



Type 61HA5F - typical

Female receptacle with ground contact. Chassis or panel mount. Diecast bayonet extension shell with mounting flange. Mates with all locking plugs, such as Part Number 12CL5M. Part Number 55HA2F includes closed-circuit switch (1-B). All receptacles have straight solder terminals, except as noted.



ORDERING INFORMATION

Part Number	Description	Pin Arrangement
Ø55HA2F	2 contacts with closed-circuit switch (Schematic #4)	A
57HA3F	3 contacts at 180°	B
Ø57HB3F*	3 contacts at 180°	B
57HB5F*	5 contacts at 180°	F
60HA4F	4 contacts at 210°	D
61HA5F	5 contacts at 240°	E
62HB7F*	7 contacts at 270°	H
62HB8F*	8 contacts at 270°	N

*Flared solder terminals

"A" in part number indicates straight terminal. (solder lug).

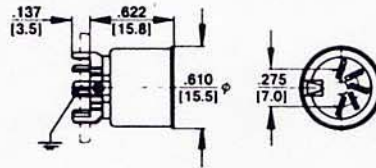
Ø Available on special order only; contact Switchcraft for price and delivery.

RECEPTACLE for Printed Circuit Board Mounting

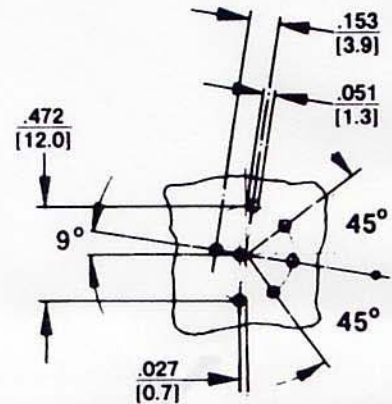


Type 57NC5F - typical

Mounts to printed circuit boards. Special PC type terminals "snap-in" precut boards. See drawing. Tubular metal shell with ground contact. Part Number 58NC3F mates with either 3 pin or 5 pin (at 180°) plugs because of its 2 extra blanks in the contact insert.



RECOMMENDED PC BOARD LAYOUT (COMPONENT SIDE)



ORDERING INFORMATION

Part Number	Description	Contact Arrangement
57NC5F	5 contacts at 180°	F
Ø58NC3F	3 contacts at 180° 2 extra blanks	C
Ø60NC4F	4 contacts at 210°	D
61NC5F	5 contacts at 240°	E
Ø61NC6F	6 contacts at 240°	G
Ø62NC7F	7 contacts at 270°	H
62NC8F	8 contacts at 270°	N

"C" in part number indicates PC terminals.

Ø Available on special order only; contact Switchcraft for price and delivery.

DIMENSIONS ARE FOR REFERENCE ONLY $\frac{\text{Inch}}{\text{(mm)}}$

NOTE: Contact your Switchcraft Representative for price and delivery.