DIMENSIONS

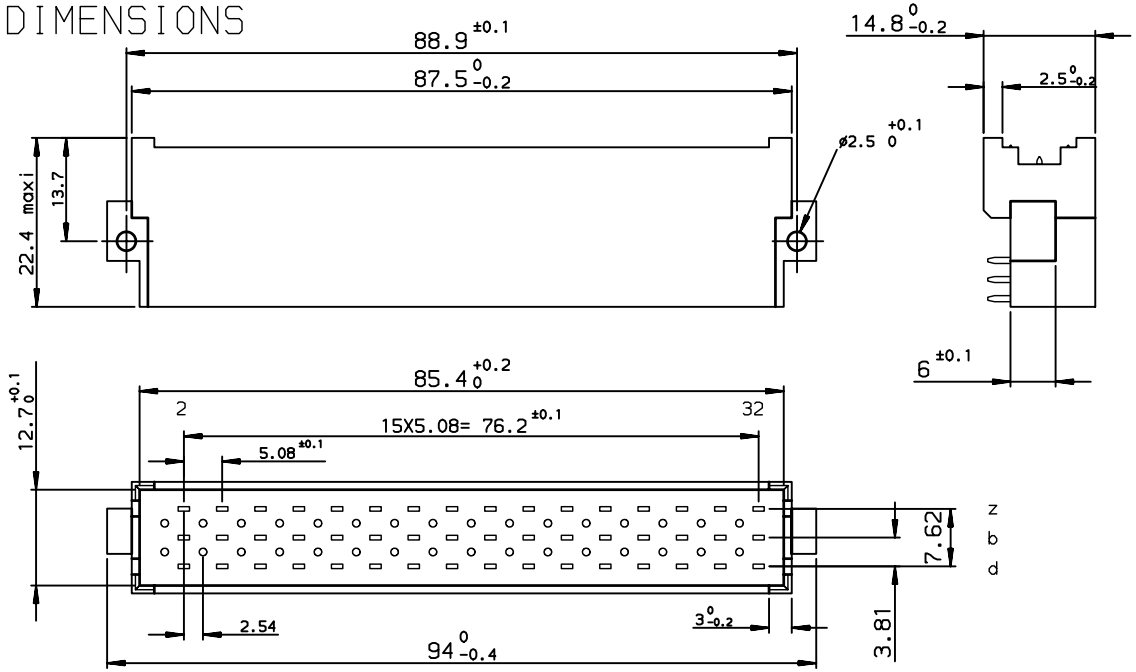

ELECTRICAL DATA

-Current at AMB.	5.5 A at 20° / 4 A at 70°
-Contact resistance	≤15mΩ according to DIN 41640 Teil 4 test 2a
-Insulation resistance	≥10^6 MΩ according to DIN 41640 teil 7 test 3a
-TEST VOLTAGE	according to DIN 41640 teil 21
contact/contact	1550 V
contact/ground	2500 V

MECHANICAL DATA

-Insertion force	≤75N
-Mechanical endurance	400 matings unmatings according to DIN41640 teil 21
-Material insulator	Thermoplastic UL94V0
-Material contacts	Brass
-Finishing contact surface	Gold over nickel Lead Free
-Finishing termination	Lead Free
-Schock	≤30mΩ according to DIN 41640 Teil 14 test 6c
-Vibration	10-500Hz/5g according to DIN 41640 Teil 15

ENVIRONMENTAL DATA

-Climatic category	According to DIN 41612 - class 2
-Corrosion	According to DIN 41612 - class 2

FMLB CT IN POSITION: z32

PERFORMANCES AS PER DIN 41612 STYLE F CLASS 2

P.C. CARD DRILLING

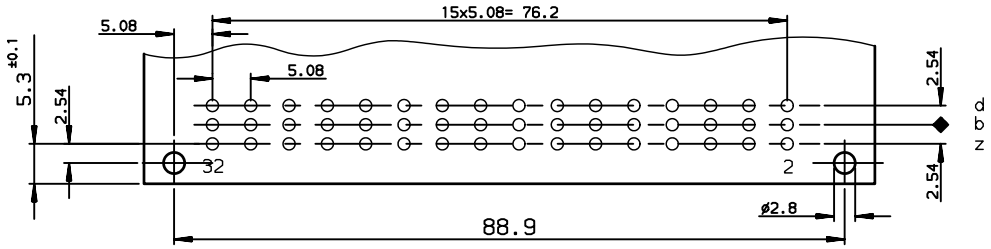

NOTE RoHS INFORMATION

- The "LF" products meet European Union Directives and other country regulations as described in GS-22-008.
- The housing will whistand exposure to 260°C peak temperature for 3.5 seconds in a wave solder application with a 1.6mm minimum thick circuit board.
- For the right angled versions , like the current leaded versions, it's recommended to use high temperature adhesive or metallic device, to protect the nearlest plastic part in contact with of the solder wave, to avoid any visual plastic deterioration.

LEAD-FREE PART-NUMBER
515900948635461 1LF

TERMINATION

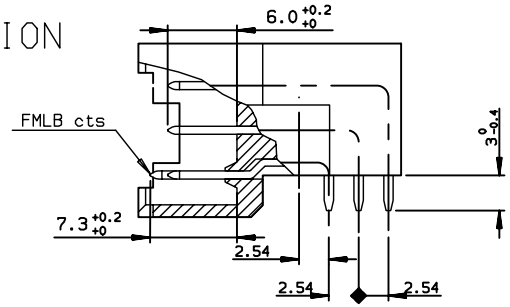

rev	ecn no	dr	date
A	-	SJO	1997/01/30
B	LS06-0019	LGO	2006/04/10
C	LS06-0097	LGO	2006/07/26
D	LS07-0213	LGO	2007/08/17
E	LS07-0288	LGO	2007/11/19
-	-	-	-
-	-	-	-

European Views

www.fciconnect.com	surface ISO 1302	tolerance std ISO 406 ISO 1101	projection	mm	
	TOLERANCES UNLESS OTHERWISE SPECIFIED				
Dr S.JOUBERT 1997/01/30	ANGULAR	LINEAR 0.X ±0.1	size A3	Scale 1.5	
Eng L.GOISNARD 1997/01/30		0.XX ±0.1			
Chr P.LEGARE 1997/01/30	0.XX° ±2°	0.XXX ±0.1	ECN LS07-0288		
Appr P.LEGARE 1997/01/30	Product family DIN POWER 5159		Spec ref -		
title MALE CONNECTOR 3 ROW 48 CTS & 1 FMLB CT			dwg no C01-5159-0043		Rev. E
catalog no -			CUSTOMER	sheet 1 of 1	

REV F - 2006-04-17

Copyright FCI.