



## DO-35 Standard Glass Encapsulated Thermistors

### Company Information

[About U. S. Sensor](#)  
[Mission Statement](#)  
[Newsletter \(PDF\)](#)  
[Employment Opportunities](#)

### Product Guide

[NTC Thermistors](#)  
[NTC Probes & Assemblies](#)  
[RTD's](#)  
[RTD's Probes & Assemblies](#)

### Technical Data

[What is a thermistor](#)  
[Terminology](#)  
[Manufacturing Quality](#)

### Markets and Applications

### Find a Sales Rep/ Distributor

### Contact Us

### Home

### U.S. Sensor

1832 W. Collins Ave  
 Orange, CA 92867  
 Tel: 800-777-6467  
 Tel: 714-639-1000  
 Fax: 714-639-1220  
 Email: [sales@ussensor.com](mailto:sales@ussensor.com)

U.S. Sensor's low cost glass encapsulated thermistors are manufactured using super stable NTC chips which are hermetically sealed in a glass (DO-35 diode style) package. The result is a device which exhibits excellent long term reliability and stability even when subjected to severe environmental or thermal conditions. Their uniform dimensions and axial lead configuration make them especially suitable for use with automatic insertion equipment.

### Features

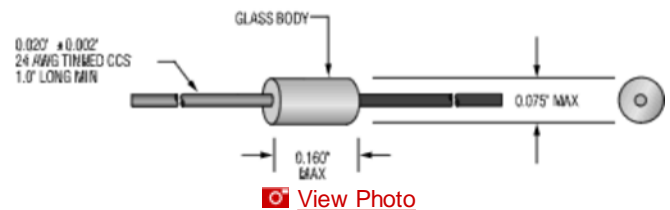
- High temperature capability to 300°C
- Hermetically sealed glass package
- Low cost
- High stability
- High voltage insulation
- Tinned CCS lead wires are solderable or weldable



### Options

- Special lead forms
- Non-standard resistance values and tolerances
- Point matched at specified temperatures
- Tape and reel packaging

### GLASS ENCAPSULATED THERMISTOR










### Specifications

- Thermal time constant: 5 seconds (still air)
- Thermal time constant: 0.5 seconds (stirred liquid)
- Dissipation constant: 2 mW/°C (still air)

### DO-35 STANDARD GLASS ENCAPSULATED (300°C)

Part Number	Resistance Ohms @ 25°C	* Resistance Tol. ± %	R-T Curve	Beta (K) 0-50°C	View R-T Chart
202FG1K	2000	10	F	3419	<a href="#">View R-T Chart</a>
252FG1K	2500	10	F	3420	<a href="#">View R-T Chart</a>
282FG1K	2800	10	F	3419	<a href="#">View R-T Chart</a>
502FG1K	5000	10	F	3420	<a href="#">View R-T Chart</a>
822JG1K	8200	10	J	3890	<a href="#">View R-T Chart</a>
103E1G1K	10000	10	E1	3320	<a href="#">View R-T Chart</a>
103FG1K	10000	10	F	3419	<a href="#">View R-T Chart</a>
103GG1K	10000	10	G	3575	<a href="#">View R-T Chart</a>
103JG1K	10000	10	J	3890	<a href="#">View R-T Chart</a>
123JG1K	12000	10	J	3890	<a href="#">View R-T Chart</a>
203JG1K	20000	10	J	3890	<a href="#">View R-T Chart</a>
253JG1K	25000	10	J	3890	<a href="#">View R-T Chart</a>
303JG1K	30000	10	J	3890	<a href="#">View R-T Chart</a>

503JG1K	50000	10	J	3890	
753JG1K	75000	10	J	3890	
104JG1K	100000	10	J	3890	
204JG1K	200000	10	J	3892	
254JG1K	250000	10	J	3890	
504RG1K	500000	10	R	4140	
105RG1K	1000000	10	R	4140	

\*Resistance tolerances of  $\pm$  1%, 2% and 5% are available upon request

[« Product Guide](#)

[Top^](#)

[« Previous](#) [Next »](#)