

Intrinsically SAFE-PAK® Relays Amplify Sensor Load-Handling Capabilities

Costly explosion-proof enclosures with their mounting requirements are unnecessary. No purging is required.

SAFE-PAK: Less than 100 microamps at 9 VDC actuates the unit to control loads to 5A at 120 VAC. Resistive (up to 100,000 Ω) or short-circuiting sensors operate the unit. 120 VAC and 240 VAC model.


Low Sensitivity SAFE-PAK: Sensor closures up to 1000 Ω resistance control resistive loads to 5A at 120 VAC. 120 VAC, N.O. model.

LATCHING SAFE-PAK: Momentary actuation, "start-stop" or differential control switching for resistive loads to .3A. 120 VAC and 240 VAC, N.O. models. Used on any differential control switch for level, flow, pressure or temperature.

See table on Page N-2 for specific approval information.

Dimensions

SAFE-PAK and LATCHING SAFE-PAK	SAFE-PAK P/N 144600




P/N
25872
25873
44075
64101

See p. N2 for approvals

Safe-Pak®



P/N
144600



P/N
41705
41715

LATCHING
SAFE-PAK®



How To Order

Select Part Number based on Relay Style, Operating Voltage and Switch Operation required.

Relay Style	Operating & Load Voltage Range	Load Current Maximum	Turn-On Sensitivity (Typical)*	Turn-Off Sensitivity (Typical)*	Voltage Loss	Operating Temperature Range	Output Leakage Current Maximum	Switching Operation	Part Number
SAFE-PAK®	100 to 135 VAC	5A	400 K	1 M Ω	2 VAC	0°F to +120°F (-17.8°C to +48.9°C)	6 mA @ 120 VAC	SPST N.C.	25872 ⚡
	200 to 250 VAC						12 mA @ 250 VAC	SPST N.O.	25873 ⚡
Low Sensitivity SAFE-PAK®	100 to 135 VAC	5A	25 K	1 M Ω	2 VAC	0°F to +120°F (-17.8°C to +48.9°C)	6 mA @ 120 VAC	SPST N.O.	44075 ⚡
	110 to 130 VAC	.5A @ 20 VAC† .05A @ 200 VAC†	300	1000 Ω	—	-10°F to +140°F (-23.3°C to +60°C)	0	SPST N.O.	64101 ⚡
	105 to 125 VAC	5A	500	2000 Ω	2 VAC	-40°F to +120°F (-40°C to +48.9°C)	6 mA @ 120 VAC	SPST N.O.	144600** ⚡
LATCHING SAFE-PAK®	105 to 125 VAC	0.3A Steady State	25 K	1 M Ω	2 VAC	+32°F to +120°F (0°C to +48.9°C)	3 mA @ 120 V	SPST N.O.	41705 ⚡
	200 to 250 VAC						5 mA @ 250 V		41715 ⚡

* Temperature Dependent. † 50-60 HZ.

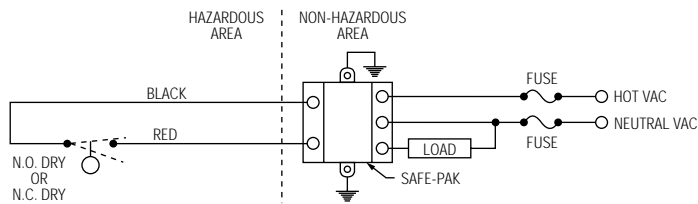
** Part Number 144600 supercedes Part Number 22445. Consult factory for availability of Part Number 22445.

Notes: 1. All AC voltage and current specifications are RMS values unless otherwise stated.

2. Housing material is Polysulfone.

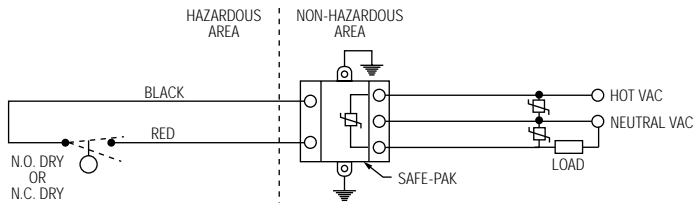
⚡ – Stock Items.

Typical Wiring Diagrams

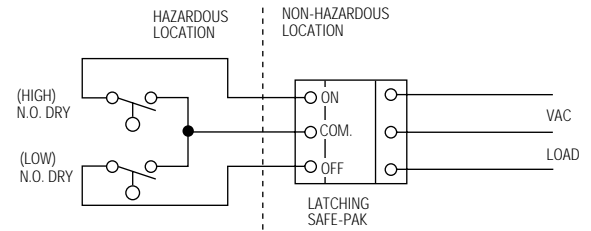


SAFE-PAK, Part Numbers 25872, 25873, 44075, 64101 or 144600 with sensor switch in hazardous location.

Transient Protection for SAFE-PAK (AC Loads) Use a properly sized metal oxide varistor (MOV) as shown below.



Installation and maintenance must be in accordance with the National Electrical Code and the applicable GEMS INSTRUCTION, INSTALLATION and SERVICE bulletin.



Latching SAFE-PAK, Part Number 41705 or 41715 handling high and low level sensors located in hazardous area for pump-down control. For pump-up, use two N.C. dry switches.