



# Series 516 Zero Insertion Force Socket

## Features:

- A choice of 24, 28, or 40 pin count devices can be inserted without bending or otherwise damaging the legs, since no force is required to either insert or remove the component from the socket.
- Contacts are normally open and are closed by a unique cam action controlled by dual lever arms.
- The last 15° of movement of the cam provides a wiping action to the contacts on the legs of the device to remove any residue, ensuring a gas-tight seal.
- Tapered entry guides help guide the device legs into the mating position with the contacts.

## Specifications:

- Body, handle, and cam are Black UL 94V-0 Glass-filled 4/6 Nylon.
- Pins are Beryllium Copper 170 or 172, 1/2 hard.
- Pin plating:
  - 10 = 200µ" [5.08µm] min. Matte Tin per ASTM-B545-97 over 50µ" [1.27µm] min. Nickel per SAE-AMS-QQ-N-290.
  - 10TL = 200µ" [5.08µm] min. 90/10 Tin/Lead per MIL-T-10727 over 50µ" [1.27µm] min. Nickel per SAE-AMS-QQ-N-290.
  - 11 = 10µ" [0.25µm] min. Gold per MIL-G-45204 over 50µ" [1.27µm] min. Nickel per SAE-AMS-QQ-N-290. (Consult Factory for Availability).
- Contact current rating=1 Amp.
- Operating temperature: 221°F [105°C] Tin & Tin/Lead plating, 257°F [125°C] Gold plating.


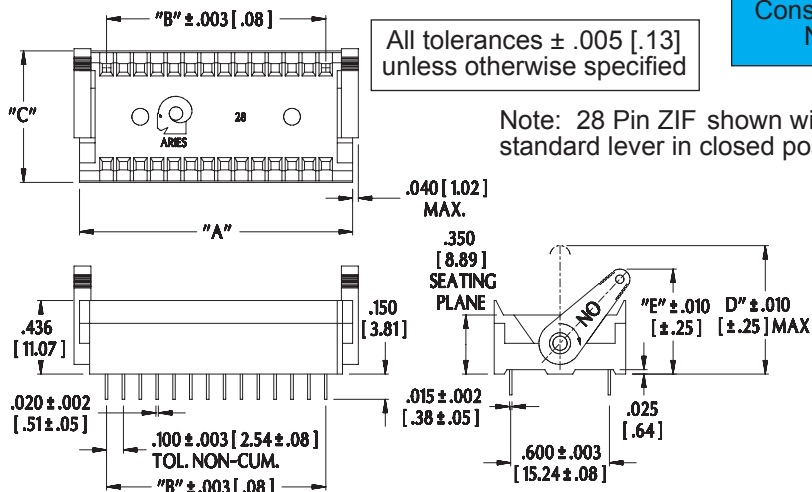
- Minimum Retention Force (when closed)=15 grams/lead, based on a .008 [.20] thick test lead.
- Accepts most lead widths with lengths from .075 to .250 [1.91 to 6.35].

## Mounting Considerations:

- Suggested PCB hole size=.035 ± .002 [.89 ± .05] dia.

## ALL DIMENSIONS: INCHES [MILLIMETERS]

"A"=(NO. OF PINS PER ROW X .100 [2.54]) + .220 [5.59]  
 "B"=(NO. OF PINS PER ROW - 1) X .100 [2.54]



*Note: Aries specializes in custom design and production. In addition to the standard products shown on this page, special materials, platings, sizes, and configurations can be furnished, depending on quantities. Aries reserves the right to change product specifications without notice.*

## ORDERING INFORMATION

**XX-516-1XXXX**

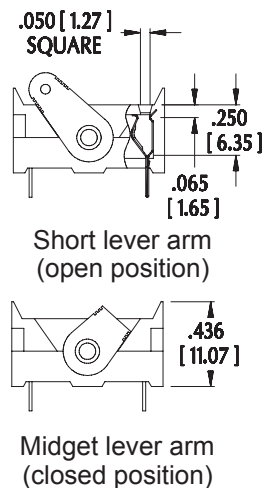
No. of pins: 24, 28, 40

Series

Optional suffix:  
 S=Short lever arm  
 M=Midget lever arm

Plating:  
 10=Tin over Nickel  
 10TL=Tin/Lead over Nickel  
 11=Gold over Nickel  
 (Consult Factory)

Series 526  
 LO-PRO file ZIF  
 Socket also available.  
 Consult Data Sheet  
 No. 10018.



No. of Pins	Dim. "C"	Standard Lever Arm		Short Lever Arm		Midget Lever Arm	
		Dim. "D"	Dim. "E"	Dim. "D"	Dim. "E"	Dim. "D"	Dim. "E"
24	.785 [19.94]	.76 [19.3]	.63 [16.0]	.60 [15.2]	.52 [13.2]	.41 [10.4]	.42 [10.7]
28	.785 [19.94]	.76 [19.3]	.63 [16.0]	.60 [15.2]	.52 [13.2]	.41 [10.4]	.42 [10.7]
40	.780 [19.81]	.76 [19.3]	.63 [16.0]	.60 [15.2]	.52 [13.2]	.41 [10.4]	.42 [10.7]



http://www.arieselec.com • info@arieselec.com

Bristol, PA USA  
 TEL: (215) 781-9956  
 FAX: (215) 781-9845



10017  
 REV. D