THIS DRAWING IS UNPUBLISHED. RELEASED FOR PUBLICATION ,1997
© COPYRIGHT 1997 BY AMP INCORPORATED.ALL RIGHTS RESERVED.

LOC	DIST
J	

REVISIONS 変更

P	LTR	DESCRIPTION	ECN	DATE	DWN	APVD
	A	REVISED	FJ00-0875-98	16/JUN '98	KI	NM
	B	REVISED	FJD0-0114-03	25.APR '03	TS	SM
	C	REVISED	FJD0-0039-03	2JUN '03	TS	SM
	C1	REVISED	ECR-07-013273	11JUN 2007	TS	D.M

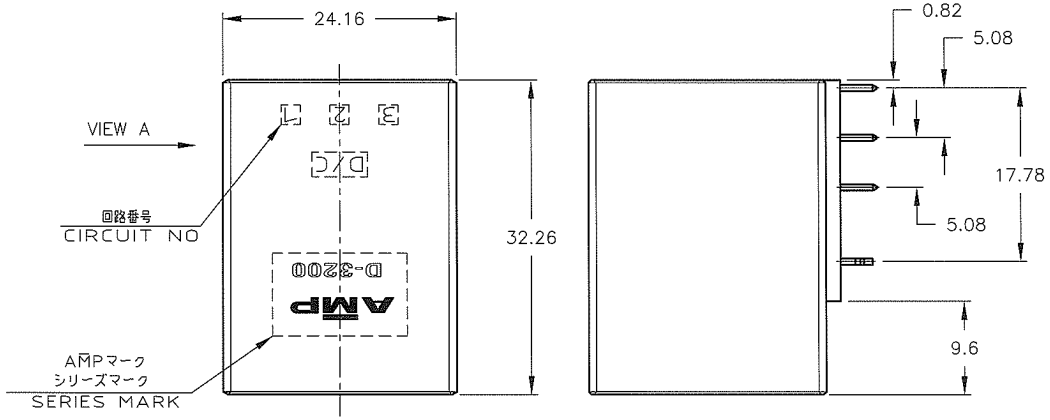

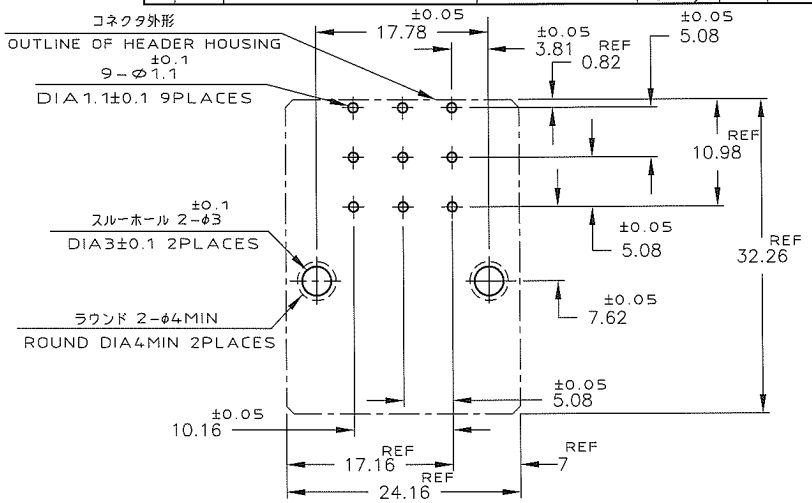

推奨基板取付け穴寸法

PC 基板厚：1.6±0.1
（非累積公差）
（コネクタ搭載面）

RECOMEND PC BOARD HOLE PATTERN
PC BOARD THICKNESS:1.6±0.1
(NOT ACCUMULATE TOLERANCE)
(CONNECTOR MOUNT SIDE)

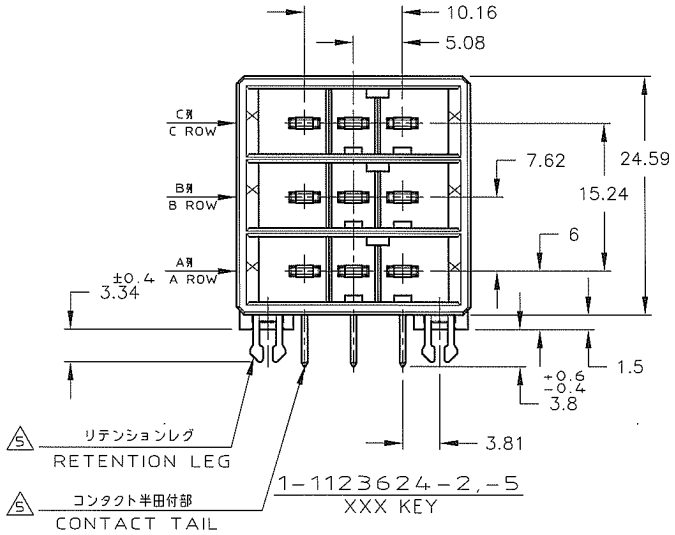

5	3	5-1123624-5	XYX
5	2	5-1123624-2	XYX
5	3	4-1123624-5	YYX
5	2	4-1123624-2	YYX
5	3	3-1123624-5	XXY
5	2	3-1123624-2	XXY
5	3	1-1123624-5	XXX
5	2	1-1123624-2	XXX
(FINISH)		製品番号 (PART NO.)	KEY

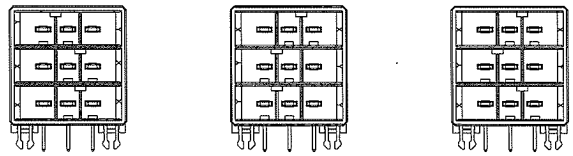

3-1123624-2,-5 XXY KEY　4-1123624-2,-5 YYX KEY　5-1123624-2,-5 XYX KEY

注記

1. 材料：ハウジング：ガラス入り熱可塑性ポリエステル樹脂
コンタクト：銅合金
リテンションレグ：銅合金

2. めっき：コンタクト：全面Ni下地
接触部：0.38μm MIN金めっき

3. めっき：コンタクト：全面Ni下地
接触部：2.0 μm MINスズめっき

~~4. めっき：リテンションレグとコンタクト半田付部：ニッケル下地の上に半田めっき~~

5. めっき：リテンションレグとコンタクト半田付部：ニッケル下地の上にスズめっき

NOTES

1. MATERIAL:HOUSING:GLASS FILED THERMO PLASTIC,POLYESTER
CONTACT:COPPER ALLOY
RETENTION LEG:COPPER ALLOY

2. FINISH(CONTACT AREA):0.38μmMIN GOLD PLATING OVER Ni PLATING

3. FINISH(CONTACT AREA):2.0 μmMIN TIN PLATED OVER NICKEL

~~4. FINISH(RETENTION LEG): TIN LEAD PLATED (CONTACT TAIL) OVER NICKEL~~

5. FINISH(RETENTION LEG): TIN PLATED (CONTACT TAIL) OVER NICKEL

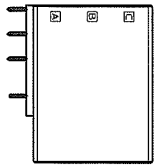

VIEW A
(SCALE:1:1)

WIRE RANGE 被覆電線断面積	INSULATION DIA 被覆外径

THIS DRAWING IS A CONTROLLED DOCUMENT FOR AMP INCORPORATED. IT IS SUBJECT TO CHANGE AND THE CONTROLLING ENGINEERING ORGANIZATION SHOULD BE CONTACTED FOR THE LATEST REVISION.

DIMENSIONS: 基位 其: mm

TOLERANCES UNLESS OTHERWISE SPECIFIED
一般公差
10桁 : ±0.3
30桁 >10 : ±0.4
100桁 >30 : ±0.45
ANGLE : ±3°

MATERIAL 材料: SEE NOTE 注記参照

FINISH 仕上: SEE NOTE 注記参照

DWN 16/MAR/'98 K.IKEDA
CHK 16/MAR/'98 N.MATSUBARA
APVD 16/MAR/'98 I.HASEGAWA
PRODUCT SPEC 製品規格 108-5349
APPLICATION SPEC 取付適用規格 114-5148
WEIGHT 11.8g

Tyco Electronics
Tyco Electronics AMP K.K
Kawasaki,Japan

NAME 名称: ダイナミック コネクター D3200T
ヘッダーアセンブリー 9P （水平タイプ）
DYNAMIC CONN. D3200T
HORIZONTAL HDR ASS'Y 9P

SIZE	CAGE CODE	DRAWING NO 図番	RESTRICTED TO
A3	00779	C-1123624	_

CUSTOMER DRAWING　SCALE 尺度 2-1　SHEET 1 OF 1　REV C1

AMP1470-19 REV 10/93

(CUSTOMER DRAWING) 顧客用図面