ASSEMBLY PART NUMBER	COLOR	KEYING OPTION	DIMENSIONS		CAVITY TYPE & STATUS (X = PLUGGED)											
			A	B	1	2	3	4	5	6	7	8	9	10	11	12
33482-1201	BLACK	A	60	60												
33482-1202	LT.GRAY	B	25	60												
33482-1203	BROWN	C	60	25												
33482-1204	GREEN	D	25	25												
33482-1205	CUSTOM	TBD														
33482-1206	BLACK	A	60	60						X						
33482-1207	LT.GRAY	B	25	60						X						
33482-1208	BROWN	C	60	25						X						
33482-1209	GREEN	D	25	25						X						
33482-1210	CUSTOM	TBD								X						
33482-1211	BLACK	A	60	60						X	X					
33482-1212	LT.GRAY	B	25	60						X	X					
33482-1213	BROWN	C	60	25						X	X					
33482-1214	GREEN	D	25	25						X	X					
33482-1215	CUSTOM	TBD								X	X					
33482-1216	BLACK	A	60	60	X					X	X					
33482-1217	LT.GRAY	B	25	60	X					X	X					
33482-1218	BROWN	C	60	25	X					X	X					
33482-1219	GREEN	D	25	25	X					X	X					
33482-1220	CUSTOM	TBD			X					X	X					
33482-1221	BLACK	A	60	60	X					X	X					X
33482-1222	LT.GRAY	B	25	60	X					X	X					X
33482-1223	BROWN	C	60	25	X					X	X					X
33482-1224	GREEN	D	25	25	X					X	X					X
33482-1225	CUSTOM	TBD			X					X	X					X
33482-1226	BLACK	A	60	60						X						X
33482-1227	BLACK	A	60	60	X	X	X	X	X	X	X	X	X	X	X	X
33482-1228	LT.GRAY	B	25	60	X	X	X	X	X	X	X	X	X	X	X	X
33482-1229	BROWN	C	60	25	X	X	X	X	X	X	X	X	X	X	X	X
33482-1230	GREEN	D	25	25	X	X	X	X	X	X	X	X	X	X	X	X
33482-1231	CUSTOM	TBD			X	X	X	X	X	X	X	X	X	X	X	X
33482-1232	BLACK	A	60	60		X	X					X			X	
33482-1233	BLACK	A	60	60		X	X		X	X	X	X			X	
33482-1234	BLACK	A	60	60						X	X					
33482-1235	BLACK	A	60	60		X	X			X	X	X		X	X	
33482-1236	LT.GRAY	B	25	60	X				X	X	X	X	X	X		
33482-1237	BLACK	A	60	60		X										
33482-1238	LT.GRAY	B	25	60		X							X	X		
33482-1239	BLACK	A	60	60	X				X	X	X	X				
33482-1240	BLACK	A	60	60		X	X					X	X	X	X	
33482-1241	BLACK	A	60	60							X	X	X	X	X	
33482-1242	BLACK	A	60	60							X	X				
33482-1243	BLACK	A	60	60		X							X	X		
33482-1244	BLACK	A	60	60		X		X								
33482-1245	BLACK	A	60	60									X	X	X	X
33482-1246	BLACK	A	60	60											X	
33482-1247	BLACK	A	60	60		X	X	X			X	X				
33482-1248	BLACK	A	60	60	X		X	X	X	X	X	X				
33482-1249	BLACK	A	60	60										X	X	X
33482-1250	BLACK	A	60	60				X	X	X	X	X	X			
33482-1251	BLACK	A	60	60		X		X	X			X		X	X	

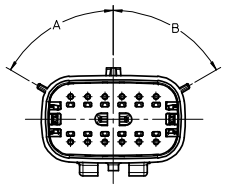

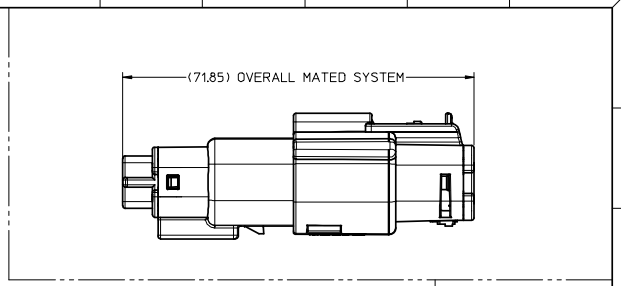

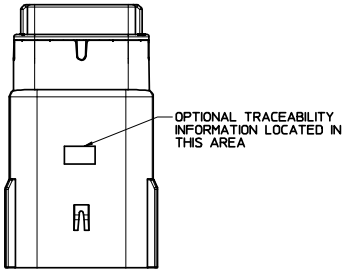

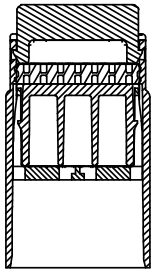

SECTION A-A

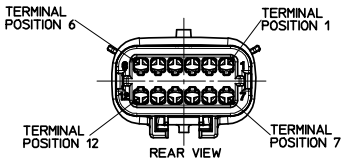

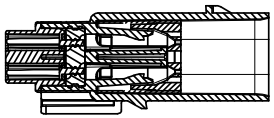

SECTION B-B
(BLADE SHOWN IN FULL-LOCK POSITION)
SEE NOTE 2

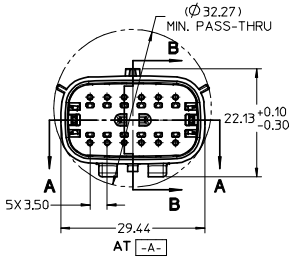

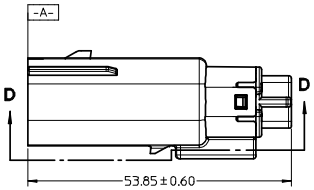

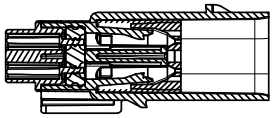

SECTION C-C
(BLADE SHOWN IN PRE-LOCK POSITION)
SEE NOTE 2

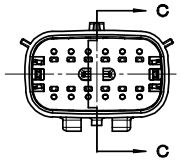

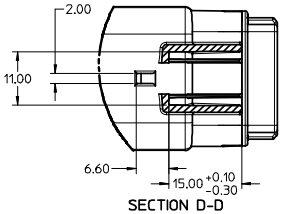

SECTION D-D

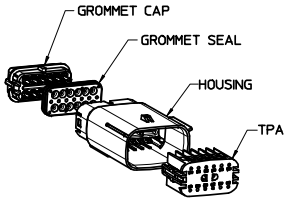

NOTES: UNLESS OTHERWISE SPECIFIED

1. DESIGNED TO MATE WITH RECEPTACLE HOUSING ASSEMBLY SPECIFIED IN MOLEX CHARTED DRAWING SD-33472-121.
2. ASSEMBLY SHIPPED WITH BLADE INSERT IN PRE-LOCK POSITION (SEE SECTION C-C PRE-LOCK). UPON FULL TERMINAL ASSEMBLY, EACH BLADE INSERT MUST BE SNAPPED INTO ITS FINAL-LOCK POSITION.
3. FOR BLADE TERMINALS TO BE USED WITH THIS ASSEMBLY, SEE DRAWING SD-33000-001.
4. SYSTEM TO BE USED WITH WIRE WITHIN DIAMETER RANGE OF 1.5mm TO 2.5mm.
5. MATERIAL: SPS/NYLON BLEND, 20% GLASS FILLED.
6. SHALL CONFORM TO PACKAGING SPECIFICATION PK-30907-811.
7. SHALL CONFORM TO PRODUCT SPECIFICATION PS-33472-000.

REDRAWN
EC NO: UAU2008-0599
DRWN:MDICK 2008/03/24
CHKD:SVERZYL 2008/03/24
APPR:SMARCEAU 2008/03/24
DESCRIPTION
REV
T

QUALITY SYMBOLS
▼=0
▽=0

GENERAL TOLERANCES (UNLESS SPECIFIED)	mm	INCH
4 PLACES	± ---	± ---
3 PLACES	± ---	± ---
2 PLACES	± 0.10	± ---
1 PLACE	± 0.3	± ---
ANGULAR ± 3 °		

DRAFT WHERE APPLICABLE MUST REMAIN WITHIN DIMENSIONS

DIMENSION STYLE: MM ONLY
SCALE: 2:1
DESIGN UNITS: METRIC
THIRD ANGLE PROJECTION

DRAWN BY: DGRIFFITHS	DATE: 05-16-03	TITLE: MX150 BLADE CONNECTOR ASSEMBLY 2 ROW SEALED 12 WAY
CHECKED BY: DGRIFFITHS	DATE: 05-16-03	
APPROVED BY: DGRIFFITHS	DATE: 05-16-03	MOLEX INCORPORATED
MATERIAL NO: SEE TABLE		DOCUMENT NO.: SD-33482-121
SIZE: D		SHEET NO.: 1 OF 1

THIS DRAWING CONTAINS INFORMATION THAT IS PROPRIETARY TO MOLEX INCORPORATED AND SHOULD NOT BE USED WITHOUT WRITTEN PERMISSION