

Features

- Multiturn / Cermet / Industrial / Sealed
- Listed on the QPL for style **RJ26** per MIL-R-22097 and **RJR26** per High-Rel MIL-R-39035
- Patent #4427966 drive mechanism
- RoHS compliant* version available

3262 - 1/4 " Trimming Potentiometer

Electrical Characteristics

Standard Resistance Range10 to 1 megohm
 (see standard resistance table)
 Resistance Tolerance±10 % std.
 (tighter tolerance available)
 Absolute Minimum Resistance.....1 % or
 2 ohms max. (whichever is greater)
 Contact Resistance Variation3.0 % or
 3 ohms max. (whichever is greater)
 Adjustability
 Voltage.....±0.02 %
 Resistance.....±0.05 %
 Resolution.....Infinite
 Insulation Resistance500 vdc.
 1,000 megohms min.
 Dielectric Strength
 Sea Level600 vac
 80,000 Feet.....250 vac
 Effective Travel.....12 turns nom.

Environmental Characteristics

Power Rating (300 volts max.)
 85 °C0.25 watt
 150 °C0 watt
 Temperature Range-65 °C to +150 °C
 Temperature Coefficient±100 ppm/°C
 Seal Test.....85 °C Fluorinert†
 Humidity.....MIL-STD-202 Method 103
 96 hours (2 % ΔTR, 100 Megohms IR)
 Vibration30 G (1 % ΔTR; 1 % ΔVR)
 Shock100 G (1 % ΔTR; 1 % ΔVR)
 Load Life ...1,000 hours 0.25 watt @ 85 °C
 (3 % ΔTR; 3 % or 3 ohms,
 whichever is greater, CRV)
 Rotational Life200 cycles
 (2 % ΔTR; 3 % or 3 ohms,
 whichever is greater, CRV)

Physical Characteristics

Torque.....3.0 oz-in. max.
 Mechanical Stops.....Wiper idles
 TerminalsSolderable pins

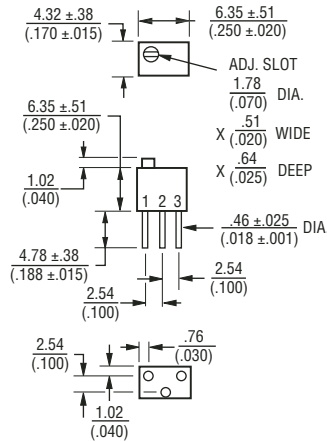
Physical Characteristics (cont.)

Weight0.015 oz.
 MarkingManufacturer's trademark,
 resistance code, wiring diagram,
 date code, manufacturer's model
 number and style
 Wiper.....50 % (Actual TR) ±10 %
 FlammabilityU.L. 94V-0
 Standard Packaging50 pcs. per tube
 Adjustment ToolH-90

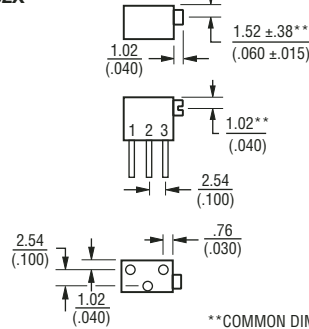
Product Dimensions

3262W

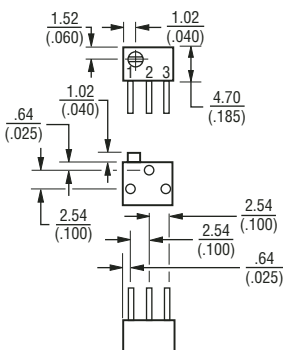
Common Dimensions



3262X



3262P



How To Order

3262 P - 1 - 103 LF

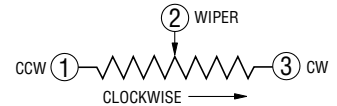
Model _____
 Style _____
 Standard or Modified _____
 Product Indicator _____
 -1 = Standard Product
 Resistance Code _____
 Terminations _____
 LF = 100 % Tin-plated (RoHS compliant)
 Blank = 90 % Tin / 10 % Lead-plated
 (Standard)

Consult factory for other available options.

Standard Resistance Table

Resistance (Ohms)	Resistance Code
10	100
20	200
50	500
100	101
200	201
500	501
1,000	102
2,000	202
5,000	502
10,000	103
20,000	203
25,000	253
50,000	503
100,000	104
200,000	204
250,000	254
500,000	504
1,000,000	105

Popular values listed in boldface. Special resistances available.



TOLERANCES: ± 0.25 (.010) EXCEPT WHERE NOTED

DIMENSIONS ARE: $\frac{\text{MM}}{\text{(INCHES)}}$

*RoHS Directive 2002/95/EC Jan 27 2003 including Annex.

†"Fluorinert" is a registered trademark of 3M Co.

Specifications are subject to change without notice.

Customers should verify actual device performance in their specific applications.