



# Series 652000/653000 PLCC to DIP Adapter

## FEATURES:


- Converts PLCC packaged ICs to DIP footprints.
- Ideal for prototyping and testing/evaluation.
- Available with PLCC sockets or PLCC pads on top side.
- Consult factory for panelized form or for mounting of consigned ICs.

## SPECIFICATIONS:

- Adapter body is FR-4, .062 [1.58] thick, with 1 ounce minimum Copper traces.
- Pins are Brass Alloy 360 1/2 hard per UNS C36000 ASTM-B16-00.
- Pin plating:  
Tin/Lead is 200μ [5.08μm] min. 93/7 Tin/Lead per ASTM-B545 over 100μ [2.54μm] Nickel per SAE-AMS-QQ-N-290.  
Gold is 10μ Min Gold Per MIL-G-45204 over 100μ Min Nickel per SAE-AMS-QQ-N-290.
- Optional PLCC Surface Mount sockets are UL 94V-0 PPS.
- Socket contacts are Phosphor Bronze, Tin Plated (RoHS Compliant)
- Current rating=1 Amp.
- Operating temperature=221°F [105°C].

## MOUNTING CONSIDERATIONS

- Suggested PCB hole size=.028 ± .003 [.71 ± .08] dia.
- Will plug into standard IC sockets.
- See table for pad layout when mounting PLCC socket.



*Note: Aries specializes in custom design and production. In addition to the standard products shown on this page, special materials, platings, sizes, and configurations can be furnished, depending on quantities. Aries reserves the right to change product specifications without notice.*

## ORDERING INFORMATION

**XX-65X000-1X**

No. of pins:  
28, 32, 44, 68, 84

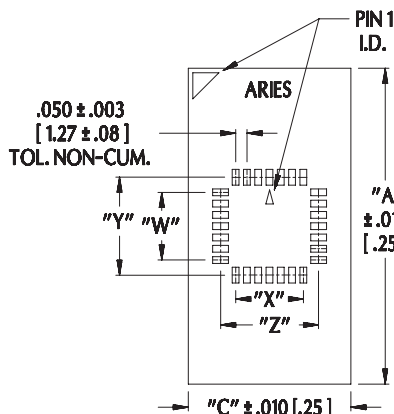
Series:  
652000: without socket  
653000: with socket

Plating:  
0 = Tin/Lead  
1 = Gold

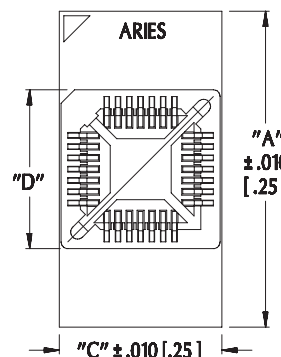
Solder Tail Pin

## ALL DIMENSIONS: INCHES [MILLIMETERS]

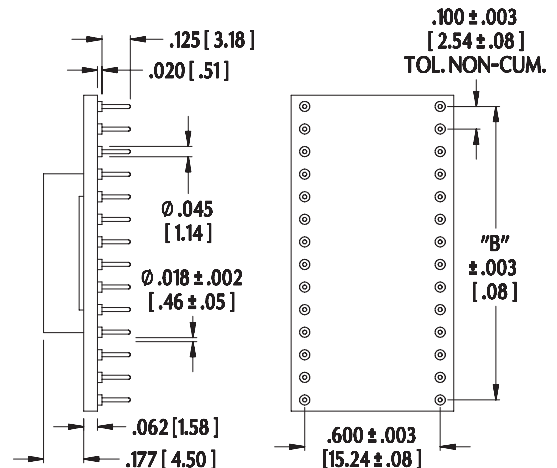
All tolerances ± .005 [.13]  
unless otherwise specified



**WITHOUT SOCKET**



**WITH ARIES' SOCKET**



| No. of Pos. | Dim "A"        | Dim "B"        | Dim "C"       | Dim. "D"      | Dim. "W" ±.003 [.08] non-cumulative | Dim. "X" ±.003 [.08] non-cumulative | Dim "Y" ±.003 [.08] | Dim "Z" ±.003 [.08] | Pad Size                |
|-------------|----------------|----------------|---------------|---------------|-------------------------------------|-------------------------------------|---------------------|---------------------|-------------------------|
| 28          | 1.400 [35.56]  | 1.300 [33.02]  | .705 [17.91]  | 0.703 [17.86] | .300 [7.62]                         | .300 [7.62]                         | .449 [11.41]        | .449 [11.41]        | .024x.076 [61 x 1.93]   |
| 32          | 1.600 [40.64]  | 1.500 [38.10]  | .705 [17.91]  | .805 [20.45]  | .400 [10.16]                        | .300 [7.62]                         | .549 [13.95]        | .448 [11.39]        | .024x.076 [61 x 1.93]   |
| 44          | 2.200 [55.88]  | 2.100 [53.34]  | .910 [23.11]  | .910 [23.11]  | .500 [12.70]                        | .500 [12.70]                        | .670 [17.02]        | .670 [17.02]        | .026 x .080 [66 x 2.03] |
| 68          | 3.400 [86.36]  | 3.300 [83.82]  | 1.220 [30.99] | 1.220 [30.99] | .800 [20.32]                        | .800 [20.32]                        | .945 [24.00]        | .945 [24.00]        | .026 x .080 [66 x 2.03] |
| 84          | 4.200 [106.68] | 4.100 [104.14] | 1.420 [36.07] | 1.421 [36.09] | 1.000 [24.40]                       | 1.147 [29.13]                       | 1.147 [29.13]       | 1.147 [29.13]       | .026 x .080 [66 x 2.03] |



**ARIES**  
ELECTRONICS, INC.

<http://www.arieselec.com> • [info@arieselec.com](mailto:info@arieselec.com)

Bristol, PA USA  
TEL: (215) 781-9956  
FAX: (215) 781-9845



18014  
REV. L