



Series 651000 SSOP IC to DIP Adapter

FEATURES:

- Allows the use of .65mm pitch surface mount ICs in thru-hole designs.
- Ideal for prototyping and testing/evaluating SSOP ICs.
- Adapter can be cut to smaller sizes by end user.
- Consult factory for panelized form or for mounting of consigned ICs.

SPECIFICATIONS:


- Adapter body is FR-4, .062 [1.58] thick, with 1 ounce minimum Copper traces.
- Pins are Brass Alloy 360 1/2 hard per UNS C36000 ASTM-B16-00.
- Pin plating is 200 μ [5.08 μ m] min. Tin per ASTM B 545 Type 1 or Tin/Lead 93/7 per ASTM B 545 over 100 μ [2.54 μ m] Nickel per SAE-AMS-QQ-N-290.
- Current rating=1 Amp.
- Operating temperature=221°F [105°C].

MOUNTING CONSIDERATIONS:

- Suggested PCB hole size=.028 \pm .003 [.71 \pm .08] dia.
- Will plug into standard IC sockets.

ALL DIMENSIONS: INCHES [MILLIMETERS]

All tolerances \pm .005 [.13]
unless otherwise specified



Note: Aries specializes in custom design and production. In addition to the standard products shown on this page, special materials, platings, sizes, and configurations can be furnished, depending on quantities. Aries reserves the right to change product specifications without notice.

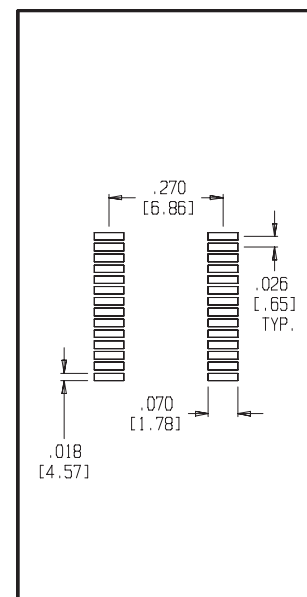
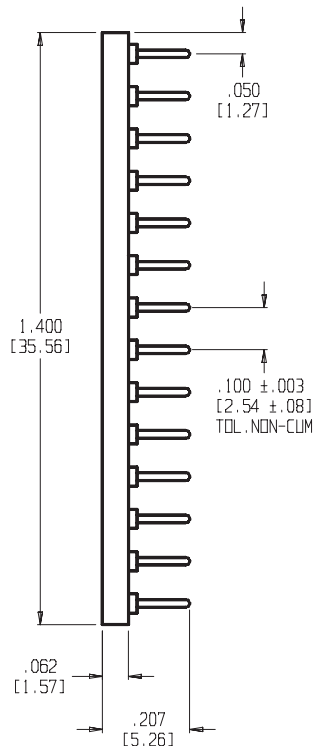

ORDERING INFORMATION

XX-651000-10

No. of pins:
14, 16, 20, 24, 28, 36

Series

Tin plated
solder tail pin



28 PIN SHOWN



ARIES
ELECTRONICS, INC.

<http://www.arieselec.com> • info@arieselec.com

Bristol, PA USA
TEL: (215) 781-9956
FAX: (215) 781-9845



18037
REV. E