REV.	DATE	DESCRIPTION
A	01/13/99	ADD CRIMP NOTES / CHANGE FERRULE DIMS.
B	07/20/05	UPDATE DRAWING FORMAT
C	10/31/05	MODIFY CRIMP NOTES

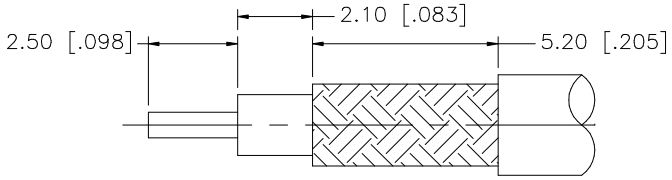

RECOMMENDED CABLE
STRIPPING DIMENSIONS

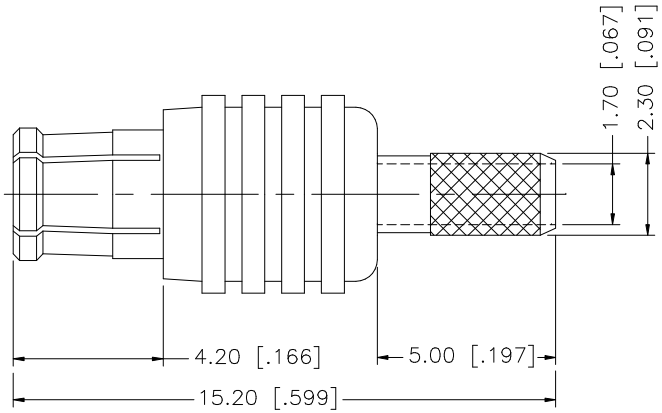

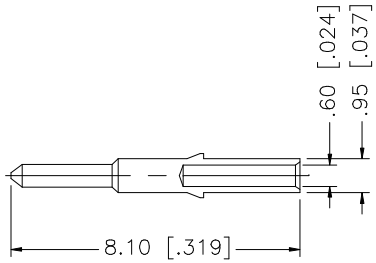

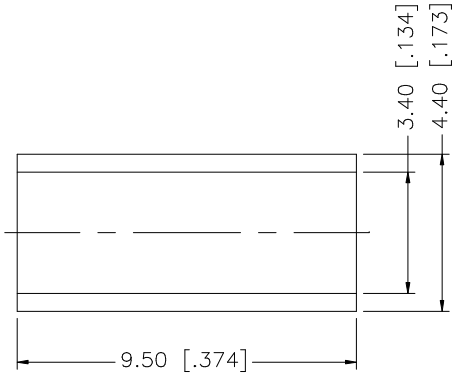

NOTE:

1. CRIMPED FERRULE
   HEX CRIMP SIZE .151"
2. CONTACT PIN TO SOLDER

	DESCRIPTION	MATERIAL	FINISH	QTY
8				
7				
6				
5	FERRULE	COPPER	GOLD	1
4	CONTACT PIN	BRASS	GOLD	1
3	INSULATOR	TEFLON	NATURAL	1
2	BODY	BER. COPPER	GOLD	1
1	HOUSING	BRASS	GOLD	1

UNLESS OTHERWISE SPECIFIED DIMENSIONS ARE IN MILLIMETERS. DIMENSIONS IN [ ] ARE IN INCHES AND FOR CUSTOMER REFERANCE ONLY.

UNLESS OTHERWISE SPECIFIED TOLERANCES FOR MILLIMETERS ARE:
0.5 – 8mm ± 0.20mm
8 – 30mm ± 0.40mm
30 – 120mm ± 0.50mm

UNLESS OTHERWISE SPECIFIED TOLERANCES FOR INCHES ARE:
.020 – .315 = ± 0.007"
.315 – 1.180 = ± 0.015"
1.180 – 4.724 = ± 0.020"

DO NOT SCALE DRAWING

APPROVALS		DATE
DRAWN	G.R.S.	10/31/05
CHECKED		
ISSUED		
SHEET	1 OF 1	

CAD FILE C:/252/252121.DWG

Amphenol Connex

PART DESCRIPTION
MCX STRAIGHT CRIMP PLUG – GOLD
(FOR RG–316/U DOUBLE BRAID)

PART NO. 252121

DWG. NO. 252121.DWG | REV. C | SIZE A | SCALE NA