

Large Size – Alloys

FABRI-LEVEL™ Components and Kits Build Into Custom Switches in Minutes

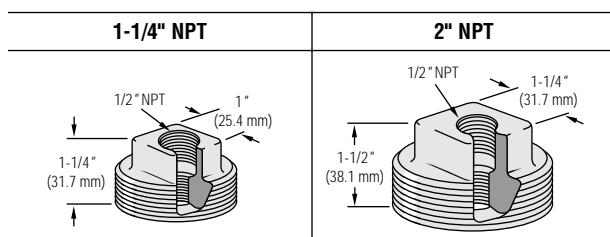
GEMS FABRI-LEVEL™ units can be custom-assembled in minutes from standard components, right in your plant. Simple instructions are furnished with kits.

FABRI-LEVEL™ Components

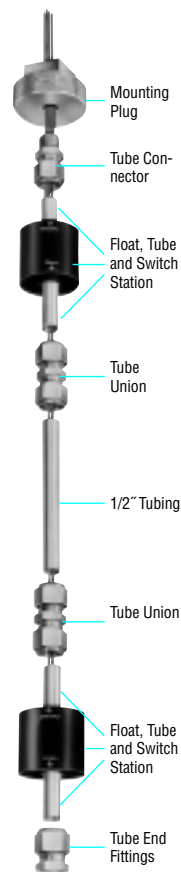
How to Order: Specify Part Number and quantity of each component required.

Mounting Types

Provides clearance for inserting unit in tank. 2" NPT Mounting must be used with stainless steel floats.



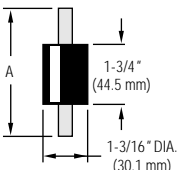
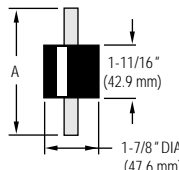
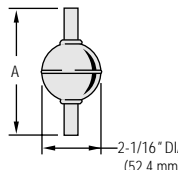
Material	Part Number	
Brass	26034 ⚡	24408 ⚡
316 Stainless Steel	26033	24407 ⚡



Level Station Assemblies

Each Station is comprised of a float, tube section and switch.

Lead Wires: **SPST:** #18 AWG, 60" L., Teflon®; **SPDT:** #22 AWG, 60" L., Teflon®

Float Material			Buna N				316 Stainless Steel					
Compatible Mounting Type			1-1/4" NPT		2" NPT							
Float Dimensions												
Operating Temperature			Water: to 180° F (82.2° C); Oil: - 40° F to +230° F (-40° C to +110° C)				-40° F to +275° F (-40° C to +135° C)					
Pressure, PSI, Max.			150				750					
Min. Media Specific Gravity			.75		.55		.75					
Mounting Size	Switch Type	Tubing Material	Part Number	A Dim.	Part Number	A Dim	Part Number	A Dim				
1-1/4" NPT	SPST 20 VA	Brass	26609 ⚡	4" (101.6 mm)	-	-	-	-				
		Stainless Steel	26608 ⚡									
	SPDT 20 VA	Brass	26737 ⚡	4-29/64" (113.0 mm)								
		Stainless Steel	26738									
2" NPT	SPST 20 VA	Brass	-	-	24410 ⚡	4" (101.6 mm)	-	4-1/4" (107.9 mm)				
		Stainless Steel			25328 ⚡		24411 ⚡					
	SPDT 20 VA	Brass			24578	4-29/64" (113.0 mm)	-	4-29/64" (113.0 mm)				
		Stainless Steel			25329		24579 ⚡					

* See "Electrical Data" on Page D-4 for more information.

⚡ – Stock Items.

Fittings and Tubing

Description (1/2" Fittings)	Tube Connector	Tube Union	Tube End Fitting	Bulkhead Adapter	90° Elbow	1/2" O.D. Tubing	
						10" Length	36" Length
Function	Connects tube to mounting plug, mounts unit from inside of tank.	Connects level stations or extension tubes.	Seals end of unit.	For top or side entry (with 90° elbow) into tank.	For side entry into tank (with bulkhead adapter).	For extending units or level station spacing.	
Material	Part Numbers						
Brass (Nylon Ferrule)	24633 ⚡	24412 ⚡	24553 ⚡	24635	24631	25199 ⚡	24637 ⚡
All-316 Stainless Steel	24634 ⚡	24413 ⚡	24554 ⚡	24636	24632	25204	24638 ⚡

FABRI-LEVEL™ Kits

FABRI-LEVEL Switch Kits contain all components for complete assembly of a 1- or 2- station level switch unit for pipe-plug mounting in your tank. Kits are available in several material and size combinations. N.O. or N.C. operation of the SPST switch is selectable by inverting the float(s) on the unit stem. Two 10" (254 mm) lengths of tube are furnished to space level stations as desired. Components available for custom-building other configurations are listed on the facing page and above.

Specifications

Kits use the components listed individually on the facing page and above. Please review for performance and dimensional data.

How To Order

Specify Kit Number and quantity.

Materials		Mounting NPT	Kit Number
Fittings	Floats		
Brass	Buna N	1-1/4"	26128 ⚡
		2"	24576 ⚡
316 Stainless Steel	Buna N	1-1/4"	26130
		2"	26675
316 Stainless Steel		2"	24577 ⚡

Warning: Improper application, assembly or installation of FABRI-LEVEL™ Kits or components may result in injuries to personnel or damages.

⚡ – Stock Items.



Each Kit Contains:

- 1 Tube Connector
- 1 Mounting Plug
- 2 Level Stations (Switch, Tube, Float)
- 2 Extension Tubes
- 1 Tube End Fitting
- 3 Tube Unions