



Series 547 Universal SOIC Zero Insertion Force Test Socket

Features:


- Devices with up to 44 pins can be inserted without bending or otherwise damaging the legs, since no force is required to either insert or remove the component from the socket.
- Accepts SOIC gull-wing and J-lead devices, up to 44 pins on .050 [1.27] lead pitch, body widths from .150 to .600 [3.81 to 15.24].
- Optional device lifter for easy package removal.

Specifications:

- Body material is black UL 94V-0 Glass-filled Polyphenylene Sulfide (PPS).
- Contacts are Beryllium Copper Alloy 172 per QQ-C-533.
- Contact plating is 20µ [.51µm] min. Gold per MIL-G-45204 over 100µ [2.54µm] min. Nickel per QQ-N-290 over 20µ [.51µm] min. Copper per MIL-C-14550.
- Hardware is Stainless Steel.
- Contact current rating=1 Amp.
- Operating temperature=257°F [125°C].

Mounting Considerations:

- See schematic below.

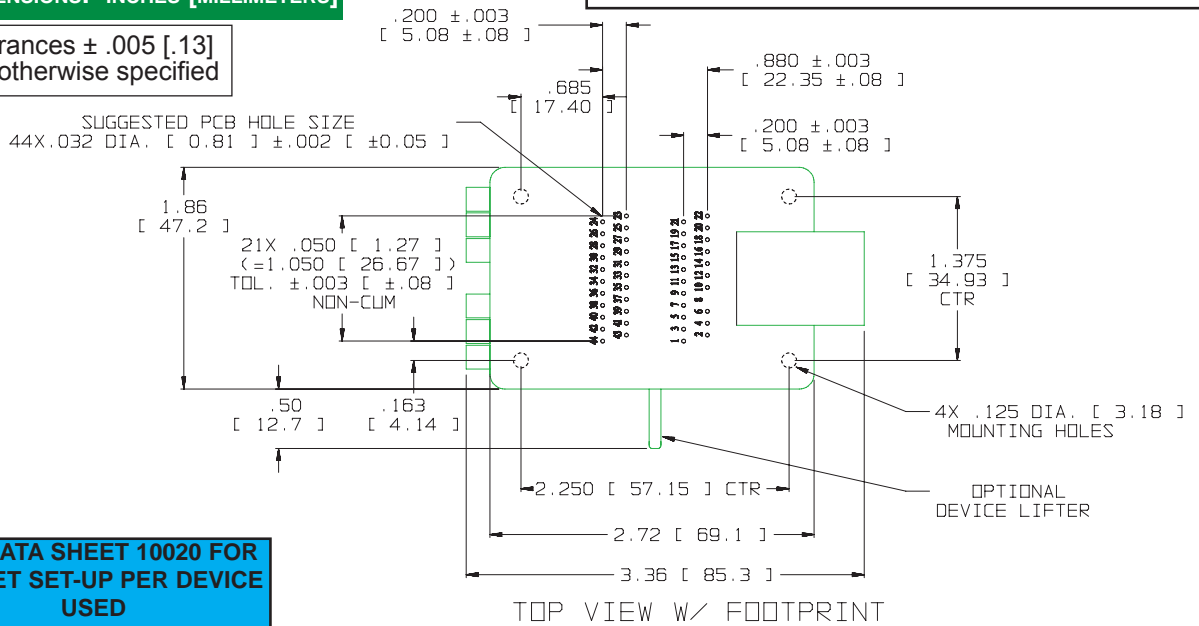


Note: Aries specializes in custom design and production. In addition to the standard products shown on this page, special materials, platings, sizes, and configurations can be furnished, depending on quantities. Aries reserves the right to change product specifications without notice.

Specify Part No. 44-547-11 when ordering without lifter
-OR-
Specify Part No. 44-547-11E when ordering with lifter

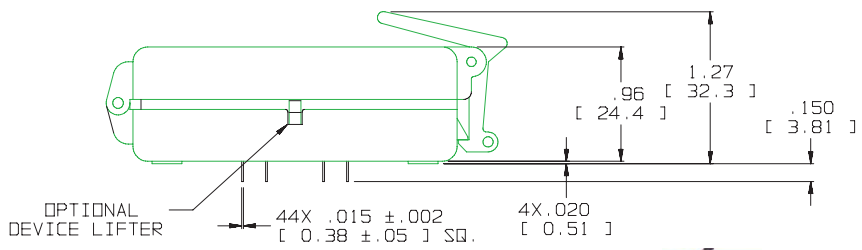
ALL DIMENSIONS: INCHES [MILLIMETERS]

All tolerances ± .005 [.13] unless otherwise specified



SEE DATA SHEET 10020 FOR SOCKET SET-UP PER DEVICE USED -OR- REQUEST SALES DRAWING 1109450

SOIC to .600 [15.24] DIP adapter available. Consult Data Sheet No. 10016.



ARIES[®]
ELECTRONICS, INC.
http://www.arieselec.com • info@arieselec.com

Bristol, PA USA
TEL: (215) 781-9956
FAX: (215) 781-9845



10015
REV. D