

## 5x20mm / No. 201



## DIN 41571, T.2, 250V, M

### Time-Current Characteristic

Medium Time Lag (M)

### Standard

DIN 41571, T.2

### Approvals

cURus

### Features

- Visual fault indication
- Direct solderable or plug-in versions
- Worldwide availability

## Specifications

### Packaging

- 000: Bulk (1000 pcs.)
- 002: Bulk (20x10 pcs.)
- 043: With mounted holder - Tape/Reel (1250 pcs.) on request

### Materials

- Tube: Glass
- End Caps: Nickel-plated brass
- Optional Holders: Nickel-plated caps  
Tin-plated copper wires

### Operating Temperature

-25°C to +70°C (consider de-rating)

### Climatic Category

-25°C/+70°C/21 days (EN 60068-1.3)

### Stock Conditions

- +10°C to +60°C
- relative humidity ≤ 75% yearly average, without dew, maximum value for 30 days-95%

### Vibration Resistance

- 24 cycles at 15 min. each (EN 60068-2-6)
- 10 - 60Hz at 0.75mm amplitude
- 60 - 2000Hz at 10g acceleration

### Solderability

- 260°C, ≤ 3 sec. (Wave)
- 350°C, ≤ 1 sec. (Hand)

### Soldering Heat Resistance

260°C, 10 sec. (IEC 68-2-20)

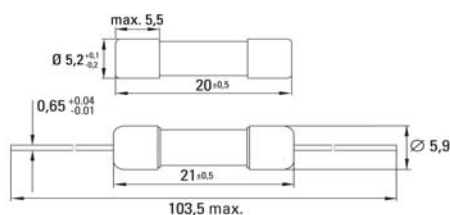
### Marking

Ⓜ, M, Current Rating, 250V, C

### Unit Weight

- 1.1g (approx.)
- 2.1g (with leads)

### Dimensions (mm)



Optional Holders

### Limits for Pre-arcing Time

Rated Current	1.5 x I <sub>N</sub>	2.1 x I <sub>N</sub>	4 x I <sub>N</sub>	10 x I <sub>N</sub>
32mA ... 1.25A	> 1h	< 10 min	40ms ... 2s	5ms ... 90ms



### Permissible continuous operating current is ≤ 100% at ambient temperature of 23°C (73.4°F).

Rated Current	Amp Code	Voltage Rating	Breaking Capacity	Voltage Drop 1.0 x I <sub>N</sub> max. (mV)	Power Dissipation 1.5 x I <sub>N</sub> Ⓜ max. (W)	Melting Integral 10 x I <sub>N</sub> Ⓜ min. (A <sup>2</sup> s)	Approvals cURus
32mA	0032	250V		640	0.1	0.005	•
50mA	0050	250V		600	0.1	0.009	•
63mA	0063	250V		560	0.1	0.011	•
80mA	0080	250V		520	0.2	0.017	•
100mA	0100	250V		470	0.2	0.022	•
125mA	0125	250V		420	0.2	0.033	•
160mA	0160	250V	80A / 250VAC	370	0.2	0.085	•
200mA	0200	250V	50-60Hz	320	0.3	0.12	•
250mA	0250	250V	cos φ = 1.0	280	0.3	0.13	•
315mA	0315	250V		250	0.3	0.16	•
400mA	0400	250V		230	0.4	0.28	•
500mA	0500	250V		210	0.4	0.35	•
630mA	0630	250V		190	0.5	0.6	•
800mA	0800	250V		170	0.6	1.1	•
1.00A	1100	250V		160	0.7	2.0	•
1.25A	1125	250V		160	0.8	3.2	•

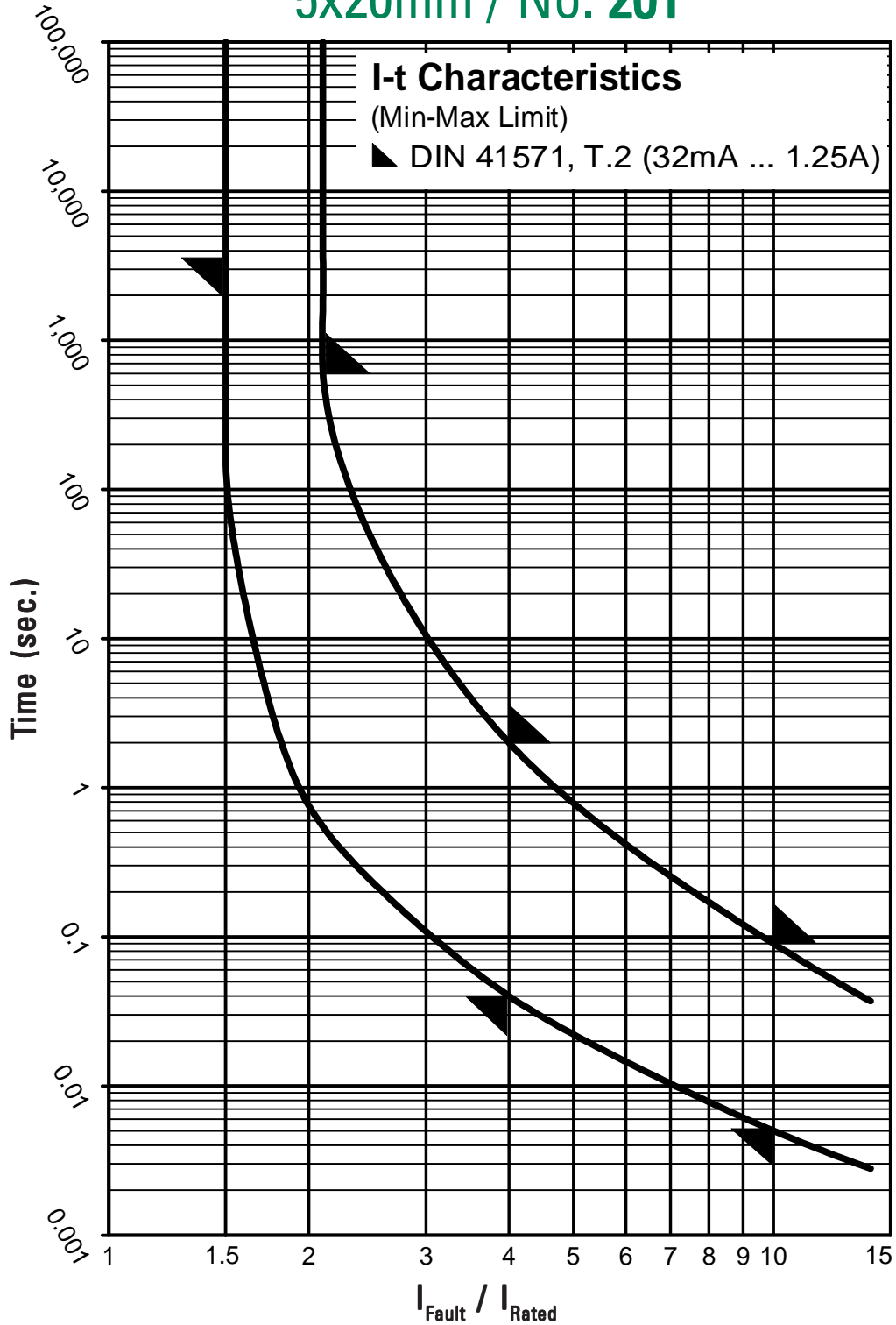
Note: 1.00 means the number one with two decimal places. 1,000 means the number one thousand.

### Order Information

Qty.	Order-Number	Series	Amp Code	Packaging
		201		

Specifications are subject to change without notice

## 5x20mm / No. 201



Contact Littelfuse for individual I-t curves

## 5x20 mm/No. 230

## 250V



### Time-Current Characteristic

Very Quick Acting (FF)

### Standard

None

### Approvals

None

## Specifications

### Packaging

000: Bulk (1,000 pcs.)  
002: Pack (100 pcs.)

### Materials

Tube: Ceramic  
End Caps: Nickel-plated brass

### Operating Temperature

-25 °C to +70 °C (consider de-rating)

### Climatic Category

-25 °C/+70 °C/21 days (EN 60068-1..3)

### Stock Conditions

+10 °C to +60 °C  
relative humidity ≤ 75 % yearly average,  
without dew

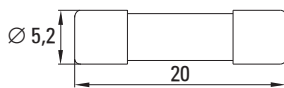
### Vibration Resistance

24 cycles at 15 min. each (EN 60068-2-6)  
10 - 60 Hz at 0.75 mm amplitude  
60 - 2000 Hz at 10 g acceleration

### Marking

Ⓜ, FF, Current Rating, 250V, E

### Dimensions (mm)



### Limits for Pre-arcing Time

Rated Current	1.0 x I <sub>N</sub>	1.5 x I <sub>N</sub>	2.75 x I <sub>N</sub>	4 x I <sub>N</sub>	10 x I <sub>N</sub>
1.60 A ... 10.00 A	> 1 h	< 30 min	2 ms ... 100 ms	1 ms ... 25 ms	< 3 ms

### Permissible continuous operating current is ≤ 80 % at ambient temperature of 23 °C (73.4 °F).

Rated Current	Amp Code	Voltage Rating	Breaking Capacity	Voltage Drop 1.0 x I <sub>N</sub> Ⓜ max. (mV)	Power Dissipation 1.5 x I <sub>N</sub> Ⓜ max. (W)	Melting Integral 10 x I <sub>N</sub> Ⓜ max. (A <sup>2</sup> s)	Approvals
1.60 A	1160	250 V		1000		0.12	
2.00 A	1200	250 V		600		0.35	
2.50 A	1250	250 V		500		0.44	
3.15 A	1315	250 V	1000 A @ 250 V AC 50 Hz cos φ = 1.0	480		0.75	None
4.00 A	1400	250 V		480		1.60	
5.00 A <sup>1</sup>	1500	250 V		500		2.50	
6.30 A <sup>1</sup>	1630	250 V		480		5.00	
8.00 A <sup>1</sup>	1800	250 V		400		10.00	
10.00 A <sup>1</sup>	2100	250 V		400		20.00	

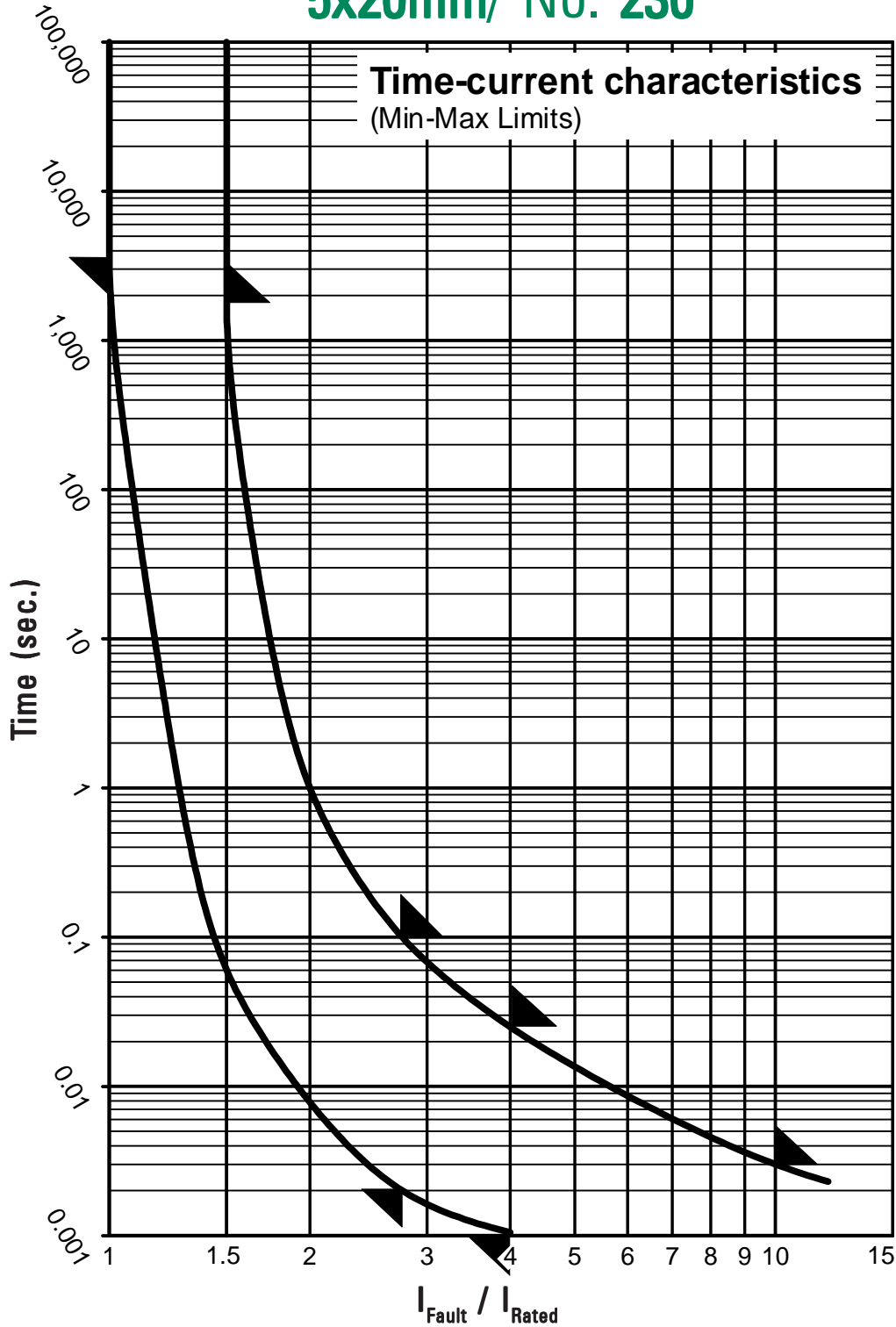
<sup>1</sup> Depending on the application and mounting, the fuse heating at max. ambient temperature in a closed fuseholder should be considered.

Note: 1.00 means the number one with two decimal places. 1,000 means the number one thousand.

### Order Information

Qty.	Order-Number	Series	Amp Code	Packaging
		230		

## 5x20mm/ No. 230

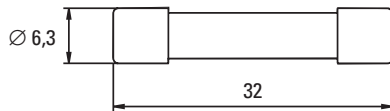


Contact Littelfuse for individual I-t curves

## 6.3x32 mm / No. 231 **Special Type, 500 V, FF** **Leadfree**



### Dimensions (mm)



### Time-Current Characteristic

Very Quick Acting (FF)

**Standard**  
None

**Approvals**  
None

### Features

- Designed for semiconductor protection
- For high voltage applications
- High breaking capacity
- Pluggable into clips or shocksafe holders

## Specifications

### Packaging

002: Pack (100 pcs.)

### Materials

Tube: Ceramic  
End Caps: Nickel-plated brass

### Operating Temperature

-25 °C to +70 °C (consider de-rating)

### Climatic Category

-25 °C/+70 °C/21 days (EN 60068-1..3)

### Stock Conditions

+10 °C to +60 °C  
relative humidity ≤ 75 % yearly average,  
without dew, maximum value for 30 days-95 %

### Vibration Resistance

24 cycles at 15 min. each (EN 60068-2-6)  
10 - 60 Hz at 0.75 mm amplitude  
60 - 2000 Hz at 10 g acceleration

### Marking

Ⓜ, FF, Current Rating, 500 V

### Unit Weight

2.5 g (approx.)

### Limits for Pre-arcing Time

Rated Current	1.0 x I <sub>N</sub> <sup>1</sup>	1.5 x I <sub>N</sub>	2.75 x I <sub>N</sub>	4 x I <sub>N</sub>	10 x I <sub>N</sub>
2.00 A ... 16.00 A	> 1 h	< 30 min	2 ms ... 100 ms	1 ms ... 25 ms	< 3 ms



### Permissible continuous operating current is ≤ 80% at ambient temperature of 23°C (73.4°F).

Rated Current	Amp Code	Voltage Rating	Breaking Capacity	Voltage Drop 1.0 x I <sub>N</sub> Ⓜ max. (mV)	Power Dissipation 1.0 x I <sub>N</sub> Ⓜ max. (W)	Melting Integral 10 x I <sub>N</sub> Ⓜ max. (A <sup>2</sup> s)	Approvals
2.00 A	1200	500 V	1000A / 500VAC 50-60Hz cos φ = 1.0	800	3.0	0.35	None
2.50 A	1250	500 V		800	3.0	0.44	
3.15 A	1315	500 V		800	3.0	0.75	
4.00 A <sup>2</sup>	1400	500 V		700	3.6	1.6	
5.00 A <sup>2</sup>	1500	500 V		600	3.6	2.5	
6.30 A <sup>2</sup>	1630	500 V		600	3.6	5	
8.00 A <sup>2</sup>	1800	500 V		600	5.2	10	
10.00 A <sup>2</sup>	2100	500 V		500	5.2	20	
12.50 A <sup>2</sup>	2125	500 V		500	6.3	38	
16.00 A <sup>1,2</sup>	2160	500 V		480	6.3	68	

<sup>1</sup> 16.00 A: 0.9 x I<sub>N</sub> > 1 h

<sup>2</sup> Depending on the application and mounting, the fuse heating at max. ambient temperature in a closed fuseholder should be considered.

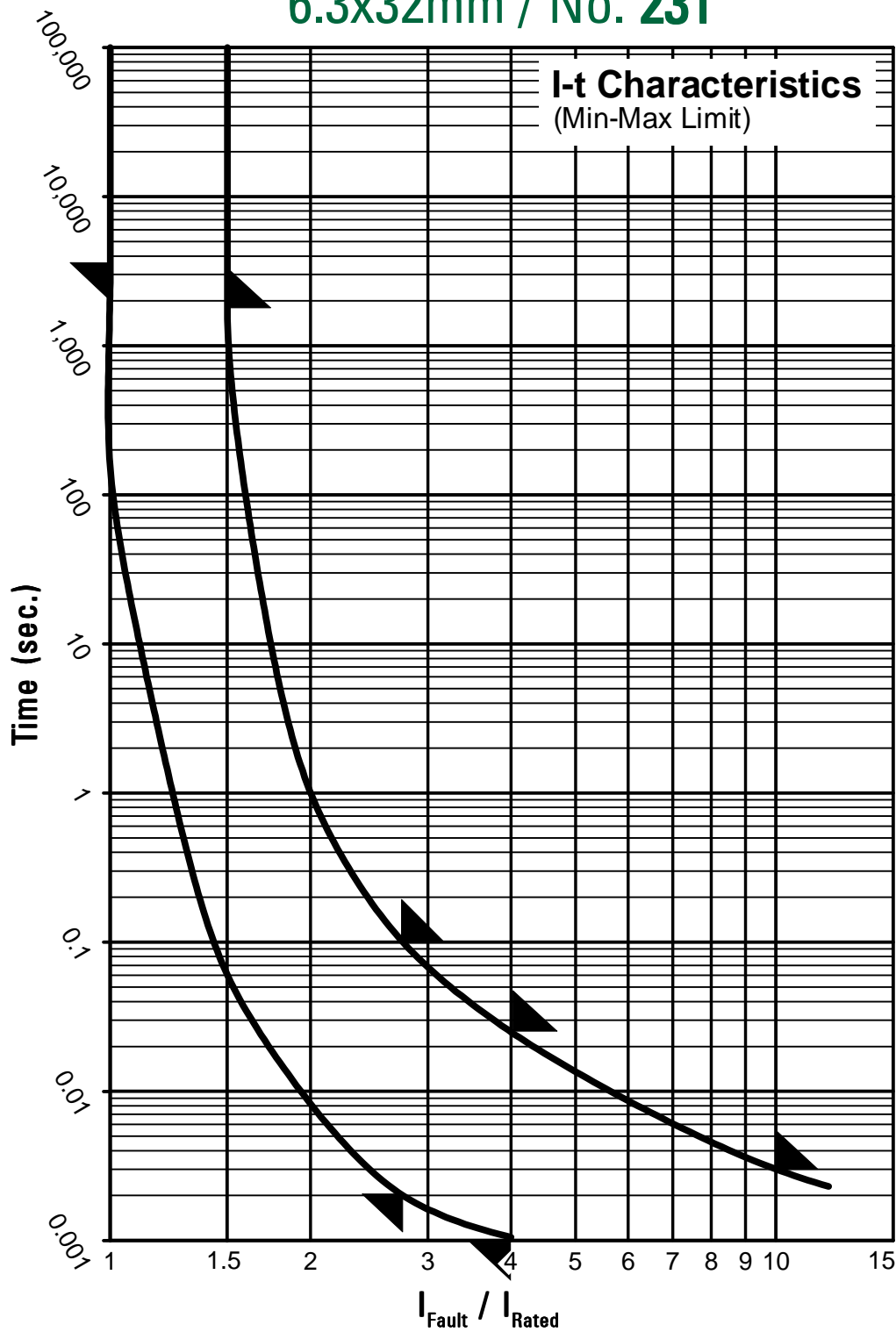
Note: 1.00 means the number one with two decimal places. 1,000 means the number one thousand.

### Order Information

Qty.	Order-Number	Series	Amp Code	Packaging
		231		

Specifications are subject to change without notice

## 6.3x32mm / No. 231



Contact Littelfuse for individual I-t curves

## 5x25mm/ No. 240



### Indicator, 250V

**Time-Current Characteristic**  
Quick Acting (F)

**Standard**  
None

**Approvals**  
None

### Specifications

#### Packaging

002: Pack (100 pcs.)

#### Materials

Tube: Ceramic  
End Caps: Nickel-plated brass

#### Operating Temperature

-25°C to +70°C (consider de-rating)

#### Climatic Category

-25°C/+70°C/21 days (EN 60068-1..3)

#### Stock Conditions

+10°C to +60°C  
relative humidity ≤ 75% yearly average,  
without dew

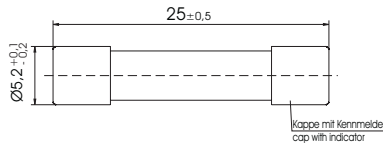
#### Vibration Resistance

24 cycles at 15 min. each (EN 60068-2-6)  
10 - 60Hz at 0.75mm amplitude  
60 - 2000Hz at 10g acceleration

#### Marking

Ⓜ, F, Current Rating, 250V

### Dimensions (mm)



#### Limits for Pre-arcing Time

Rated Current	1.5 x I <sub>Rated</sub>	2.1 x I <sub>Rated</sub>	4 x I <sub>Rated</sub>	10 x I <sub>Rated</sub>
1.60A ... 6.3A	> 1h	< 30 min	< 300ms	< 20ms

#### Permissible continuous operating current is 100 % at ambient temperature of 23°C (73.4°F).

Rated Current	Amp Code	Voltage Rating	Breaking Capacity	Voltage Drop 1.0 x I <sub>Rated</sub> max. (mV)	Power Dissipation 1.5 x I <sub>Rated</sub> max. (W)	Melting Integral 10 x I <sub>Rated</sub> max. (A <sup>2</sup> s)	color of indicator
1.6A	1160	250V <sup>1</sup>		640		1.3	orange
2.0A	1200	250V <sup>1</sup>	1500A @ 250 V AC	420		2.5	blue
2.5A	1250	250V <sup>1</sup>	50Hz	320	on request	5.8	yellow
4.0A	1400	250V <sup>1</sup>	cos φ = 0.7	200		21.0	brown
6.3A	1630	250V <sup>1</sup>		170		78.0	green

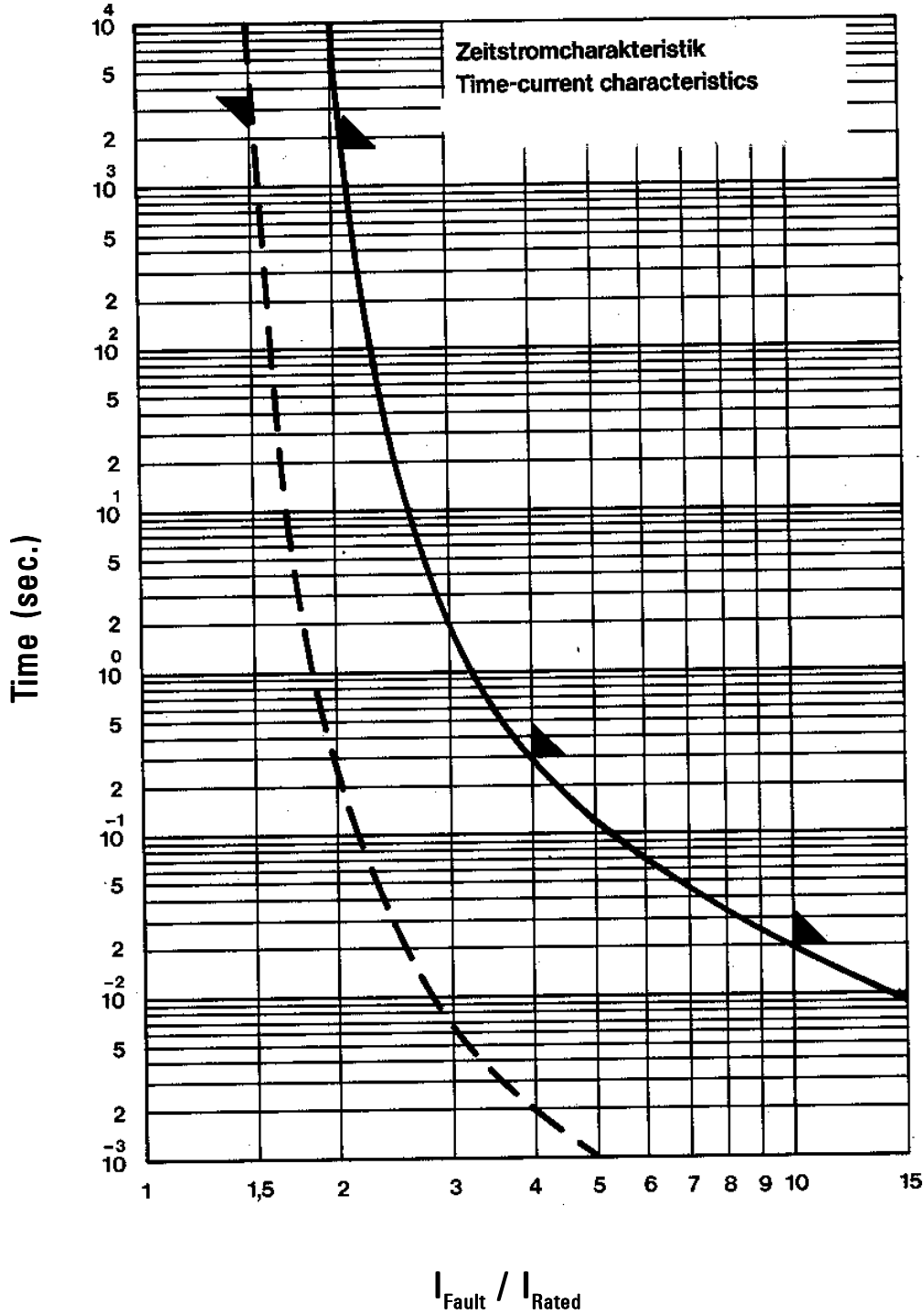
<sup>1</sup> Operating Voltage ≥ 10 V

Note: 1.00 means the number one with two decimal places. 1,000 means the number one thousand.

### Order Information

Qty.	Order-Number	Series	Amp Code	Packaging
		240		

# 5x25mm/ No. 240



Contact Littelfuse for individual I-t curves



## 5x25mm/ No. 241



## Indicator, 250V

**Time-Current Characteristic**  
Medium Time Lag (M)

**Standard**  
None

**Approvals**  
None

## Specifications

### Packaging

002: Pack (100 pcs.)

### Materials

Tube: Ceramic  
End Caps: Nickel-plated brass

### Operating Temperature

-25°C to +70°C (consider de-rating)

### Climatic Category

-25°C/+70°C/21 days (EN 60068-1..3)

### Stock Conditions

+10°C to +60°C  
relative humidity ≤ 75% yearly average,  
without dew

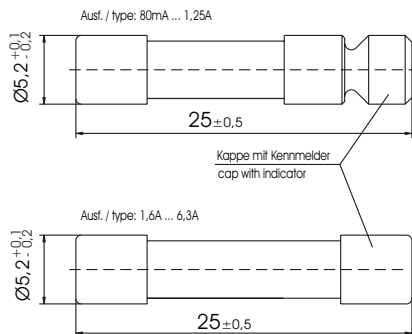
### Vibration Resistance

24 cycles at 15 min. each (EN 60068-2-6)  
10 - 60Hz at 0.75mm amplitude  
60 - 2000Hz at 10g acceleration

### Marking

Ⓜ, M, Current Rating, 250V

## Dimensions (mm)



## Limits for Pre-arcing Time

Rated Current	$1.5 \times I_{Rated}$	$2.1 \times I_{Rated}$	$2.75 \times I_{Rated}$	$4 \times I_{Rated}$	$10 \times I_{Rated}$
80mA ... 100mA		<2min		40ms ... 500ms	5ms ... 30ms
125mA ... 1.25A	>1h	<2min	-	60ms ... 2s	5ms ... 70ms
1.6A ... 10A		<30min		60ms ... 2s	5ms ... 70ms

## Permissible continuous operating current is ≤ 80% at ambient temperature of 23°C (73.4°F).

Rated Current	Amp Code <sup>2</sup>	Voltage Rating	Breaking Capacity	Voltage Drop $1.0 \times I_{Rated}$ max. (mV)	Power Dissipation $1.5 \times I_{Rated}$ max. (W)	Melting Integral $10 \times I_{Rated}$ min. (A <sup>2</sup> s)	color of indicator
80mA	0080	250V		520		0.015	grey
100mA	0100	250V		500		0.030	red
125mA	0125	250V		500		0.053	velvet
160mA	0160	250V	80A @ 250 V AC 50Hz	400		0.11	orange
200mA	0200	250V	cos φ = 1.0	400		0.23	blue
250mA	0250	250V		375		0.38	yellow
315mA	0315	250V		410		0.60	black
400mA	0400	250V		280		0.75	brown
500mA	0500	250V		250		1.5	white
630mA	0630	250V		220	on request	2.3	green
800mA <sup>4</sup>	0800	250V		400		3.0	grey
1A <sub>4</sub>	1100	250V		350		4.5	red
1.25A <sub>4</sub>	1125	250V		315		6.8	velvet
1.6A <sub>1</sub>	1160	250V		480		2.3	orange
2A <sub>1</sub>	1200	250V		360		4.5	blue
2.5A <sub>1</sub>	1250	250V	1500A @ 250 V AC 50Hz	300		7.5	yellow
3.15A <sub>1</sub>	1315	250V	cos φ = 0.7	250		30	black
4A <sub>1</sub>	1400	250V		180		34	brown
6.3A <sub>1</sub>	1630	250V		160		140	green
8A <sub>1 2</sub>	1800	250V		Ⓜ160		170	grey
10A <sub>1 2</sub>	2100	250V		Ⓜ150		260	red

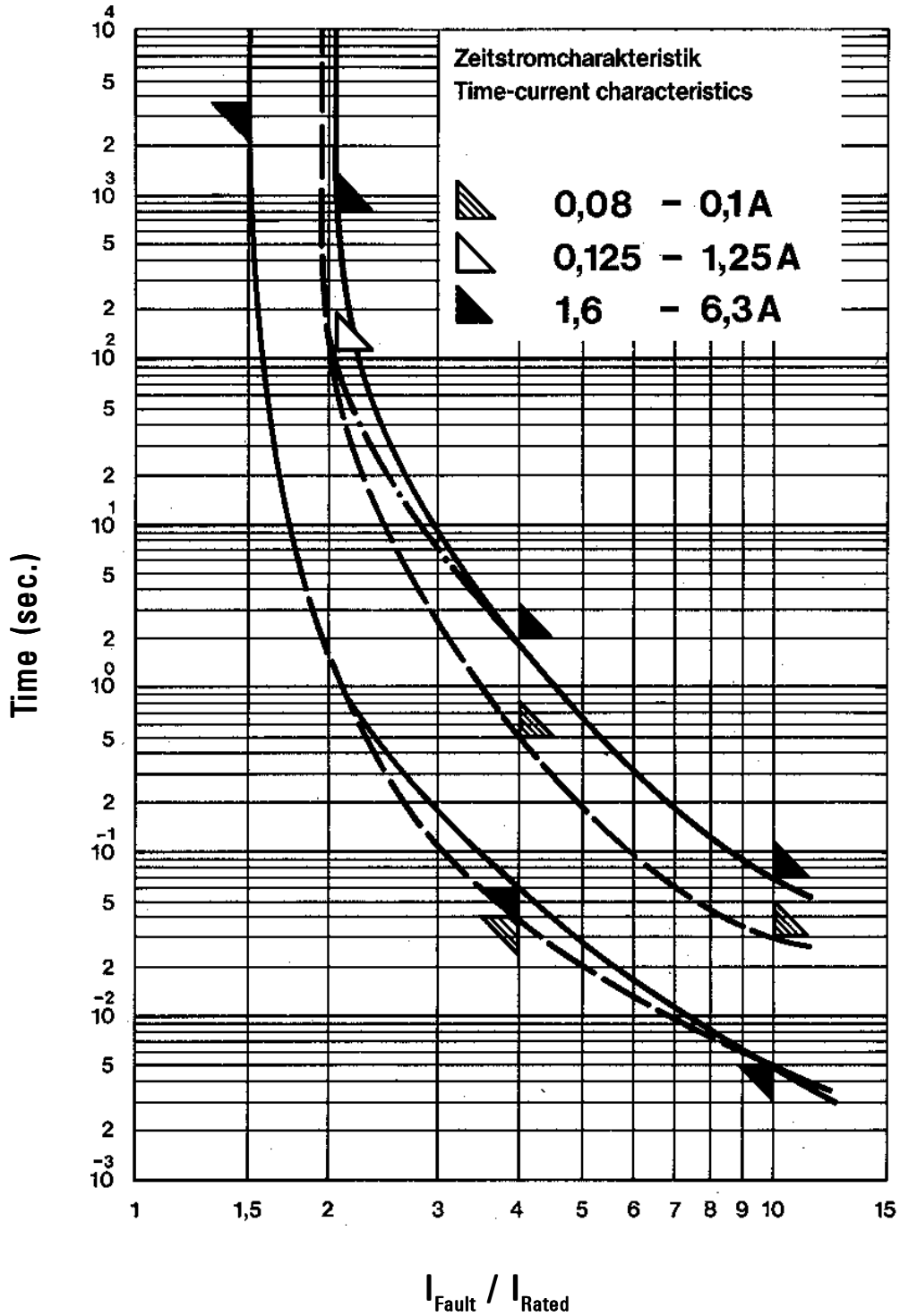
<sup>1</sup> 1.6 ... 10A looks like No. 240 <sup>2</sup> not mentioned in the norms <sup>3</sup> operating temperature ≥ 10V <sup>4</sup> according to DIN 41576, T.2

Note: 1.00 means the number one with two decimal places. 1,000 means the number one thousand.

## Order Information

Qty.	Order-Number	Series	Amp Code	Packaging
		241		

# 5x25mm/ No. 241



Contact Littelfuse for individual I-t curves

## 5x20 mm/No. 311 Indicator, 250 V



**Time-Current Characteristic**  
Mittelträge (M)

**Standard**  
DIN 41577, T.2

**Approvals**  
None

## Specifications

### Packaging

002: Pack (20 x 10 pcs.)

### Materials

Tube: Ceramic  
End Caps: Nickel-plated brass

### Operating Temperature

-40 °C to +85 °C (consider de-rating)

### Climatic Category

-40 °C / +85 °C / 21 days  
(IEC 60068-1,-2-1,-2-2,-2-78)

### Stock Conditions

+10 °C to +60 °C  
relative humidity ≤ 75 % yearly average,  
without dew

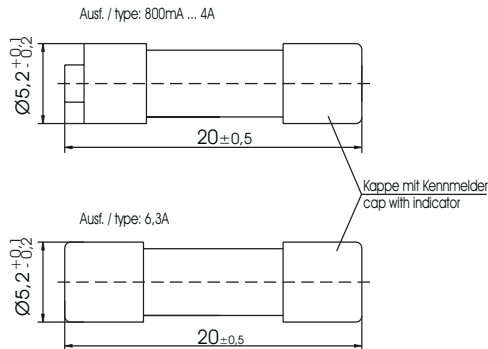
### Vibration Resistance

24 cycles at 15 min. each (EN 60068-2-6)  
10 - 60 Hz at 0.75 mm amplitude  
60 - 2000 Hz at 10 g acceleration

### Marking

Ⓜ, M, Current Rating, 250 V, G

## Dimensions (mm)



### Limits for Pre-arcing Time

Rated Current	1.5 x I <sub>N</sub>	2.1 x I <sub>N</sub>	2.75 x I <sub>N</sub>	4 x I <sub>N</sub>	10 x I <sub>N</sub>
800 mA ... 6.30 A	> 1 h	< 30 min	-	60 ms ... 2 s	5 ms ... 70 ms

### Permissible continuous operating current is ≤ 80 % at ambient temperature of 23 °C (73.4 °F).

Rated Current	Amp Code	Voltage Rating	Breaking Capacity	Voltage Drop 1.0 x I <sub>N</sub> Ⓜ max. (mV)	Power Dissipation 1.5 x I <sub>N</sub> Ⓜ max. (W)	Melting Integral 10 x I <sub>N</sub> Ⓜ min. (A <sup>2</sup> s)	Approvals
800 mA	0800	250 V <sup>2</sup>	1500 A @ 250 V AC 50 Hz cos φ = 0.7	400	on request	1.0	None
1 A	1100	250 V <sup>2</sup>		350		1.2	
1.25 A	1125	250 V <sup>2</sup>		310		1.7	
1.6 A	1160	250 V <sup>2</sup>		480		2.5	
2 A	1200	250 V <sup>2</sup>		360		4.5	
2.5 A	1250	250 V <sup>2</sup>		300		8.2	
4 A	1400	250 V <sup>2</sup>		180		30.0	
6.3 A <sup>1</sup>	1630	250 V <sup>2</sup>		160		94.0	

<sup>1</sup> without gauge stud

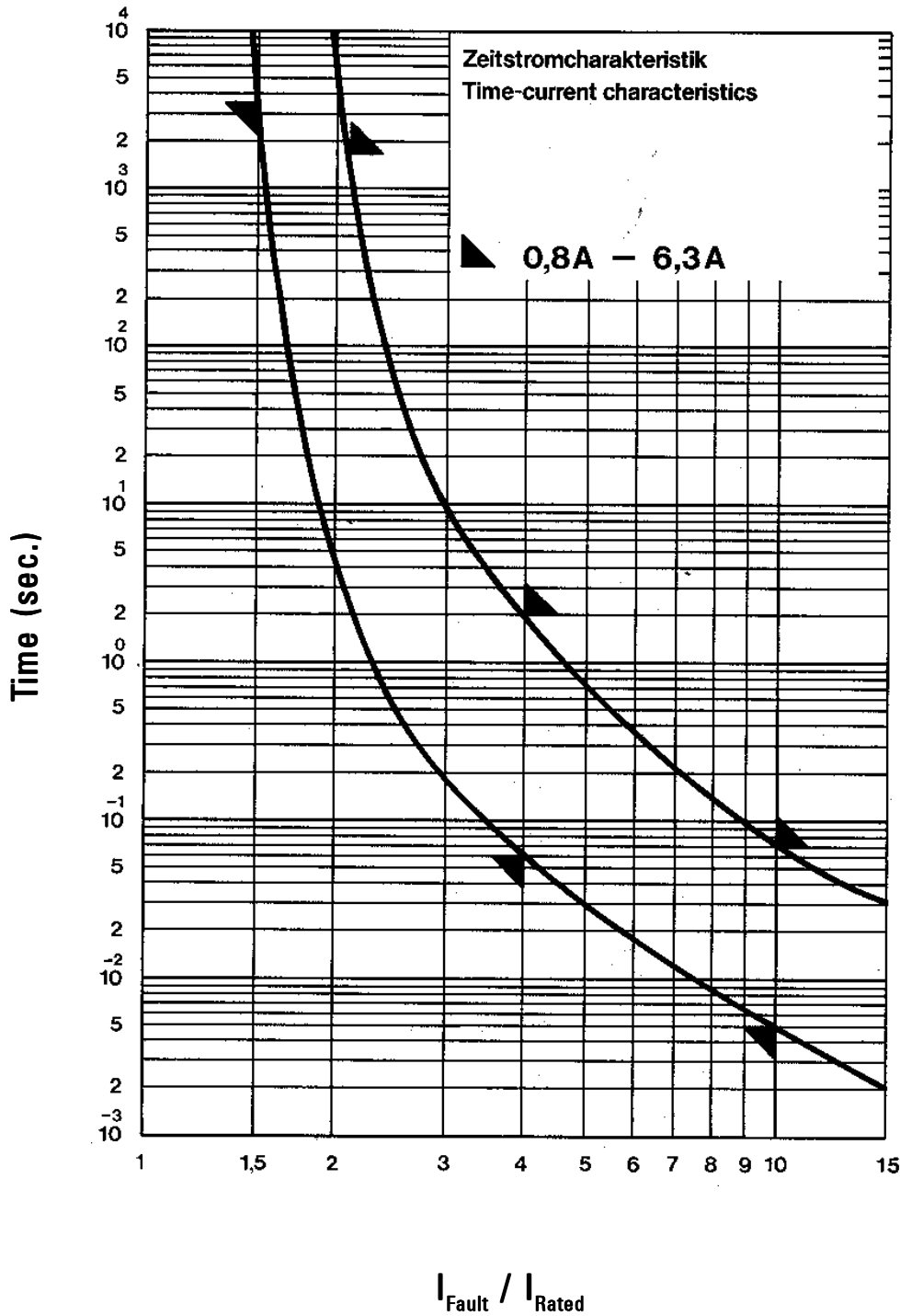
<sup>2</sup> operating voltage ≥ 10 V

Note: 1.00 means the number one with two decimal places. 1,000 means the number one thousand.

## Order Information

Qty.	Order-Number	Series	Amp Code	Packaging
		311		

# 5x20mm/ No. 311



Contact Littelfuse for individual I-t curves

## 5x25mm/ No. 321



## Indicator, 250V

**Time-Current Characteristic**  
Mitteträge (M)

**Standard**  
DIN 41577, T.2

**Approvals**  
None

## Specifications

### Packaging

002: Pack (100 pcs.)

### Materials

Tube: Ceramic  
End Caps: Nickel-plated brass

### Operating Temperature

-25°C to +70°C (consider de-rating)

### Climatic Category

-25°C/+70°C/21 days (EN 60068-1..3)

### Stock Conditions

+10°C to +60°C  
relative humidity ≤ 75% yearly average,  
without dew

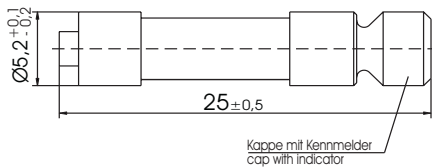
### Vibration Resistance

24 cycles at 15 min. each (EN 60068-2-6)  
10 - 60Hz at 0.75mm amplitude  
60 - 2000Hz at 10g acceleration

### Marking

Ⓜ, M, Current Rating, 250V, C

## Dimensions



### Limits for Pre-arcing Time

Rated Current	1.5 x I <sub>Rated</sub>	2.1 x I <sub>Rated</sub>	2.75 x I <sub>Rated</sub>	4 x I <sub>Rated</sub>	10 x I <sub>Rated</sub>
80mA ... 100mA	>1h	<2min	-	40ms ... 500ms	> 5ms
125 mA ... 630 mA				60ms ... 2s	

### Permissible continuous operating current is ≤ 80% at ambient temperature of 23°C (73.4°F).

Rated Current	Amp Code	Voltage Rating	Breaking Capacity	Voltage Drop 1.0 x I <sub>Rated</sub> max. (mV)	Power Dissipation 1.5 x I <sub>Rated</sub> max. (W)	Melting Integral 10 x I <sub>Rated</sub> min. (A <sup>2</sup> s)	color of indicator
80mA	0080	250V <sup>1</sup>		520		0.015	grey
100mA	0100	250V <sup>1</sup>		500		0.030	red
125mA	0125	250V <sup>1</sup>		500		0.053	velvet
160mA	0160	250V <sup>1</sup>	80A @ 250 V AC 50Hz cos φ = 1.0	480	on request	0.11	orange
200mA	0200	250V <sup>1</sup>		400		0.23	blue
250mA	0250	250V <sup>1</sup>		500		0.38	yellow
315mA	0315	250V <sup>1</sup>		470		0.53	black
400mA	0400	250V <sup>1</sup>		400		0.75	brown
500mA	0500	250V <sup>1</sup>		400		1.5	white
630mA	0630	250V <sup>1</sup>		380		2.3	green

<sup>1</sup> operating voltage ≥ 10 V

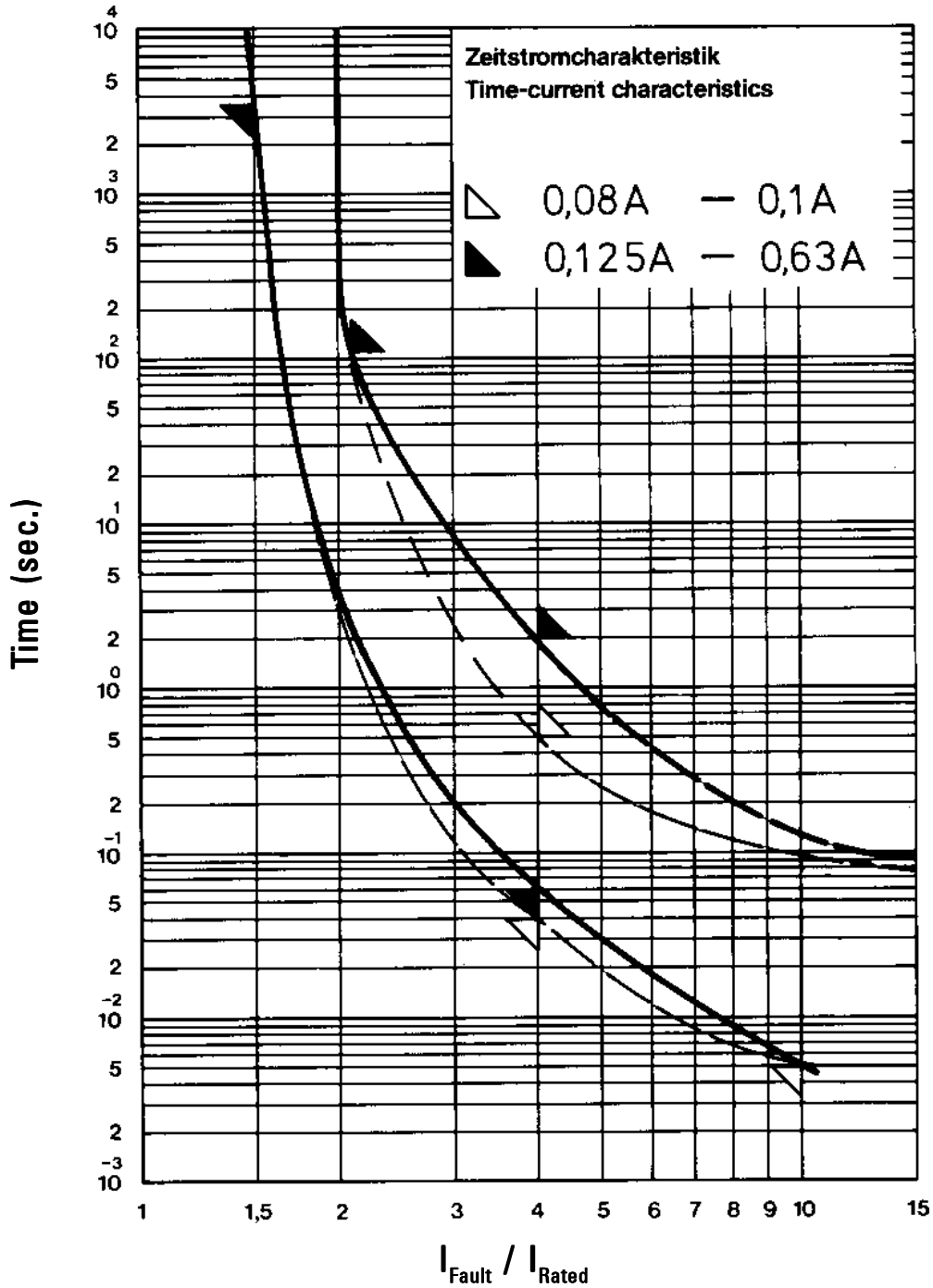
Note: 1.00 means the number one with two decimal places. 1,000 means the number one thousand.

## Order Information

Qty.	Order-Number	Series	Amp Code	Packaging
		321		

Specifications are subject to change without notice

# 5x25mm/ No. 321

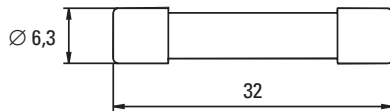


Contact Littelfuse for individual I-t curves

## 6.3x32 mm / No. 354 Special Type, 440 V, F Leadfree



### Dimensions (mm)



### Time-Current Characteristic

Quick Acting (F)

### Standard

None

### Approvals

cULus Recognized: File No. E 67006

### Features

- For high voltage applications
- High breaking capacity
- Agency approved
- Pluggable into clips or shocksafe holders

## Specifications

### Packaging

002: Pack (100 pcs.)

### Materials

Tube: Ceramic  
End Caps: Nickel-plated brass

### Operating Temperature

-25°C to +70°C (consider de-rating)

### Climatic Category

-25°C/+70°C/21 days (EN 60068-1..3)

### Stock Conditions

+10°C to +60°C  
relative humidity ≤ 75% yearly average,  
without dew, maximum value for 30 days-95%

### Vibration Resistance

24 cycles at 15 min. each (EN 60068-2-6)  
10 - 60Hz at 0.75mm amplitude  
60 - 2000Hz at 10g acceleration

### Marking

Ⓢ, F, Current Rating, 440V, Approvals

### Unit Weight

3.0g (approx.)

### Limits for Pre-arcing Time

Rated Current	1.5 x I <sub>N</sub>	2.5 x I <sub>N</sub>	4 x I <sub>N</sub>	10 x I <sub>N</sub>
630 mA ... 800 mA	> 1 h	< 30 min	8 ms ... 400 ms	< 20 ms
1.00 A ... 10.00 A	> 1 h	< 30 min	20 ms ... 1 s	< 50 ms



### Permissible continuous operating current is ≤ 100 % at ambient temperature of 23 °C (73.4 °F).

Rated Current	Amp Code	Voltage Rating	Breaking Capacity	Voltage Drop 1.0 x I <sub>N</sub> Ⓢ max. (mV)	Power Dissipation 1.5 x I <sub>N</sub> Ⓢ max. (W)	Melting Integral 10 x I <sub>N</sub> Ⓢ max. (A <sup>2</sup> s)	Approvals cULus
630 mA	0630	440 V		600	1.1	0.12	
800 mA	0800	440 V		550	1.3	0.32	
1.00 A	1100	440 V		500	1.6	0.33	
1.25 A	1125	440 V		470	2.0	1.8	•
1.60 A	1160	440 V		420	2.2	2.0	•
2.00 A	1200	440 V	1000 A / 440 V AC	320	2.4	5.3	•
2.50 A	1250	440 V	50-60 Hz	300	2.6	9.0	•
3.15 A <sup>1</sup>	1315	440 V	cos φ = 1.0	270	2.9	23	•
4.00 A <sup>1</sup>	1400	440 V		230	3.2	43	•
5.00 A <sup>1</sup>	1500	440 V		200	3.5	78	•
6.30 A <sup>1</sup>	1630	440 V		190	3.8	150	•
8.00 A <sup>1</sup>	1800	440 V		180	4.0	280	•
10.00 A <sup>1</sup>	2100	440 V		170	4.0	500	•

<sup>1</sup> Depending on the application and mounting, the fuse heating at max. ambient temperature in a closed fuseholder should be considered.

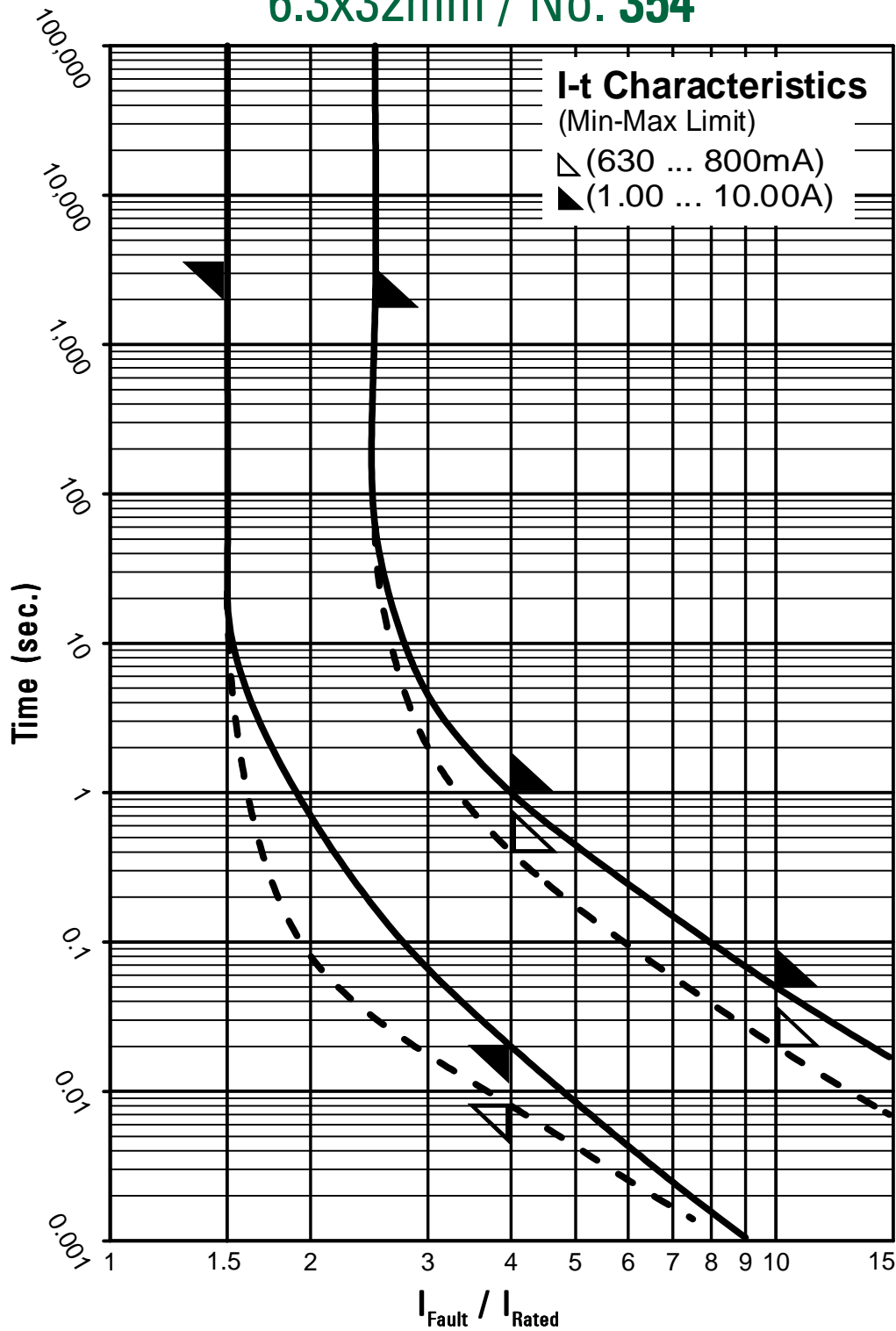
Note: 1.00 means the number one with two decimal places. 1,000 means the number one thousand.

### Order Information

Qty.	Order-Number	Series	Amp Code	Packaging
		354		

Specifications are subject to change without notice

## 6.3x32mm / No. 354



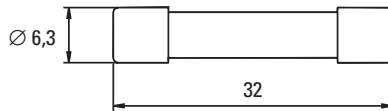
Contact Littelfuse for individual I-t curves



## 6.3x32 mm / No. 356 Special Type, 440 V, T Leadfree



### Dimensions (mm)



### Time-Current Characteristic

Time Lag (T)

### Standard

None

### Approvals

cULus Recognized: File No. E 67006

### Features

- For high voltage applications
- Surge tolerant
- High breaking capacity
- Agency approved
- Pluggable into clips or shocksafe holders

## Specifications

### Packaging

002: Pack (100 pcs.)

### Materials

Tube: Ceramic  
End Caps: Nickel-plated brass

### Operating Temperature

-25°C to +70°C (consider de-rating)

### Climatic Category

-25°C/+70°C/21 days (EN 60068-1..3)

### Stock Conditions

+10°C to +60°C  
relative humidity ≤ 75% yearly average,  
without dew, maximum value for 30 days-95%

### Vibration Resistance

24 cycles at 15 min. each (EN 60068-2-6)  
10 - 60Hz at 0.75mm amplitude  
60 - 2000Hz at 10g acceleration

### Marking

, T, Current Rating, 440V, Approvals

### Unit Weight

3.0g (approx.)

### Limits for Pre-arcing Time

Rated Current	1.5 x I <sub>N</sub>	2.5 x I <sub>N</sub>	4 x I <sub>N</sub>	10 x I <sub>N</sub>
400 mA ... 10.00 A	> 1 h	< 15 min	150 ms ... 2 s	10 ms ... 300 ms



### Permissible continuous operating current is ≤ 100% at ambient temperature of 23°C (73.4°F).

Rated Current	Amp Code	Voltage Rating	Breaking Capacity	Voltage Drop		Power Dissipation	Melting Integral	Approvals
				1.0 x I <sub>N</sub>	1.5 x I <sub>N</sub>			
400 mA	0400	440 V		1200	1.5	0.16		
500 mA	0500	440 V		1100	1.6	0.53		
630 mA	0630	440 V		800	1.7	2.0		
800 mA	0800	440 V		700	1.7	3.1		
1.00 A	1100	440 V		500	1.8	4.4		•
1.25 A	1125	440 V		350	1.8	3.1		•
1.60 A	1160	440 V	1000A / 440VAC	320	1.8	8.3		•
2.00 A	1200	440 V	50-60Hz	270	2.0	9.2		•
2.50 A	1250	440 V	cos φ = 1.0	250	2.3	22		•
3.15 A	1315	440 V		230	2.4	36		•
4.00 A	1400	440 V		200	2.6	62		•
5.00 A <sup>1</sup>	1500	440 V		180	3.0	91		•
6.30 A <sup>1</sup>	1630	440 V		150	3.2	130		•
8.00 A <sup>1</sup>	1800	440 V		140	3.8	240		•
10.00 A <sup>1</sup>	2100	440 V		120	4.0	510		•

<sup>1</sup> Depending on the application and mounting, the fuse heating at max. ambient temperature in a closed fuseholder should be considered.

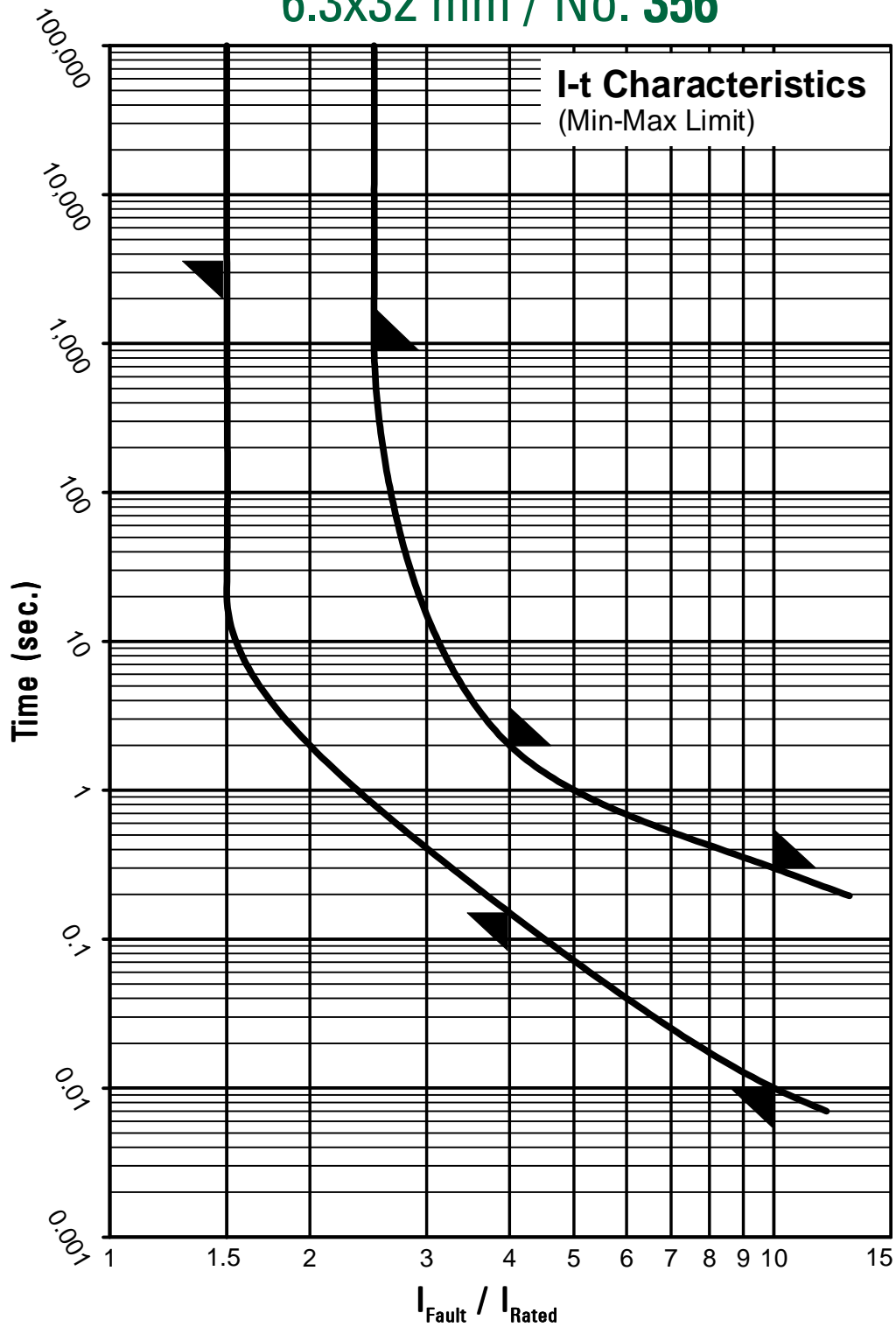
Note: 1.00 means the number one with two decimal places. 1,000 means the number one thousand.

### Order Information

Qty.	Order-Number	Series	Amp Code	Packaging
		356		

Specifications are subject to change without notice

## 6.3x32 mm / No. 356



Contact Littelfuse for individual I-t curves

## 6.3x32mm / No. 358 Leadfree



### Special Type, 500 V, T

**Time-Current Characteristic**  
Time Lag (T)

**Standard**  
None

### Features

- For high voltage applications
- Surge tolerant
- High breaking capacity
- Pluggable into clips or shocksafe holders

### Specifications

#### Packaging

002: Pack (100 pcs.)

#### Materials

Tube: Ceramic  
End Caps: Nickel-plated brass

#### Operating Temperature

-25 °C to +85 °C (consider de-rating)

#### Climatic Category

-25 °C/+70 °C/21 days  
(EN 60068-1,-2-1,-2-2,-2-78)

#### Stock Conditions

+10 °C to +60 °C  
relative humidity ≤ 75 % yearly average,  
without dew, maximum value for 30 days-95 %

#### Vibration Resistance

24 cycles at 15 min. each (EN 60068-2-6)  
10 - 60 Hz at 0.75 mm amplitude  
60 - 2000 Hz at 10 g acceleration

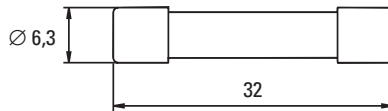
#### Marking

Ⓢ, T, Current Rating, 500V, Approvals

#### Unit Weight

3.0 g (approx.)

### Dimensions (mm)



#### Limits for Pre-arcing Time

Rated Current	1.5 x I <sub>N</sub>	2.5 x I <sub>N</sub>	4 x I <sub>N</sub>	10 x I <sub>N</sub>
3.15 A ... 10.00 A	> 1 h	< 15 min	150 ms ... 2 s	10 ms ... 300 ms



#### Permissible continuous operating current is ≤ 100 % at ambient temperature of 23 °C (73.4 °F).

Rated Current	Amp Code	Voltage Rating	Breaking Capacity	Voltage Drop 1.0 x I <sub>N</sub> Ⓢ max. (mV)	Power Dissipation 1.5 x I <sub>N</sub> Ⓢ max. (W)	Melting Integral 10 x I <sub>N</sub> Ⓢ min. (A <sup>2</sup> s)	Approvals cURus
3.15 A	1315	500 V		220	2.3	18	•
4.00 A <sup>1</sup>	1400	500 V	1500 A / 500 V AC	200	2.6	41	•
5.00 A <sup>1</sup>	1500	500 V	50-60 Hz	180	3.0	62	•
6.30 A <sup>1</sup>	1630	500 V	cos φ = 1.0	150	3.2	123	•
8.00 A <sup>1</sup>	1800	500 V		140	3.8	250	•
10.00 A	2100	500 V		120	4.0	500	•

<sup>1</sup>Depending on the application and mounting, the fuse heating at max. ambient temperature in a closed fuseholder should be considered.  
p=pending

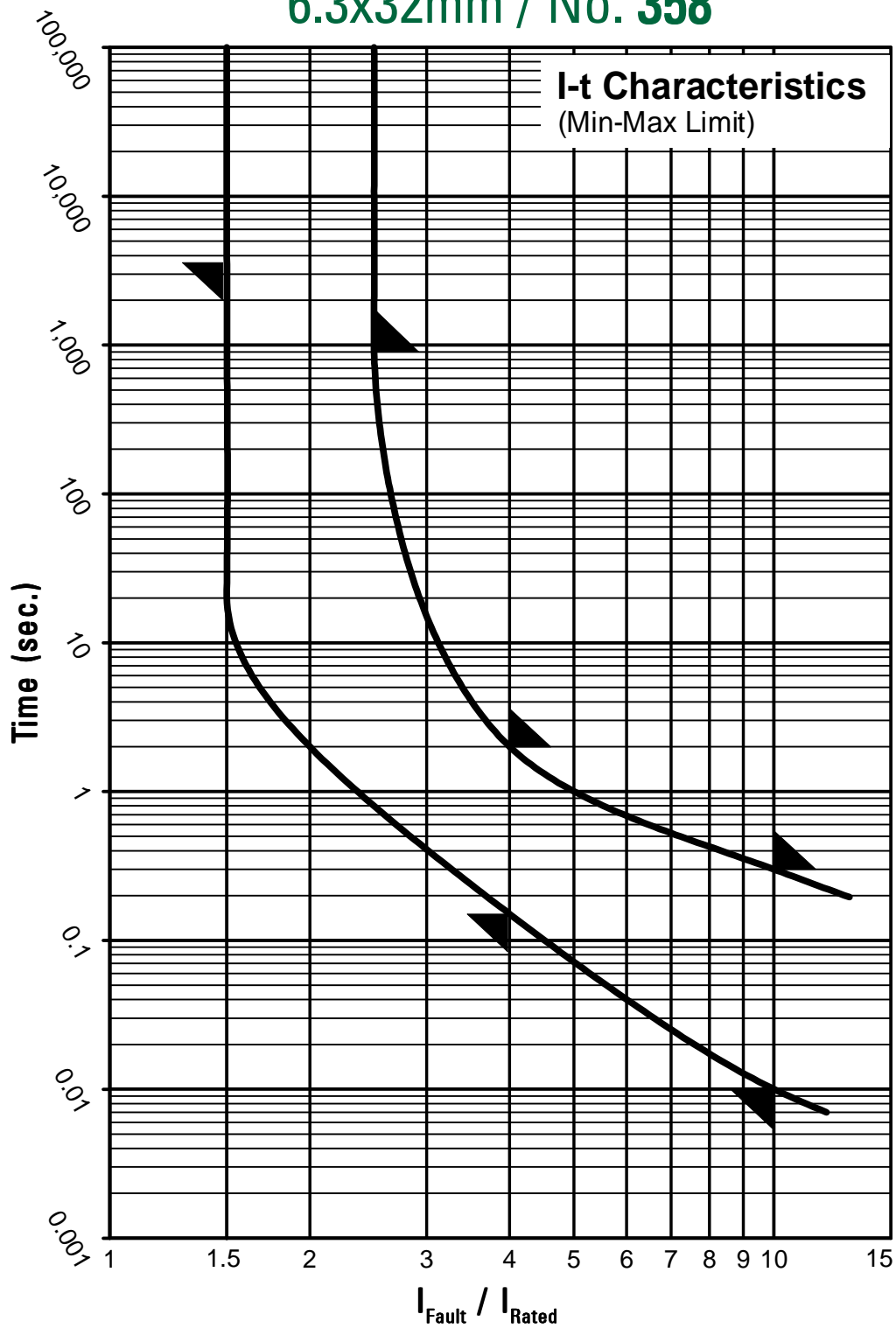
Note: 1.00 means the number one with two decimal places. 1,000 means the number one thousand.

### Order Information

Qty.	Order-Number	Series	Amp Code	Packaging
		358		

Specifications are subject to change without notice

## 6.3x32mm / No. 358



Contact Littelfuse for individual I-t curves