



Series 354000 DIP to SOIC Adapters

FEATURES:


- Convenient, cost-effective means of converting DIP style packaging to SOIC PC board layouts.

SPECIFICATIONS:

- Socket body is black, UL 94V-0 Glass-filled 4/6 Nylon 170°C continuous use temp.
- PCB is FR-4, .062 [1.58] thick.
- Male adapter pin is Brass Alloy 360 1/2 hard per UNS C36000 ASTM-B16-00.
- Male pin plating is 200µ [5.08µm] min. Tin per ASTM B 545 Type 1 or Tin/Lead 93/7 per ASTM B 545 over 100µ [2.54µm] Nickel per SAE-AMS-QQ-N-290.
- Female contact pin is Brass Alloy 360 1/2 hard per UNS C36000 ASTM-B16-00.
- Female pin plating is 10µ [.254µm] min. Gold per MIL-G-45204 over 100µ [2.54µm] min. Nickel per SAE-AMS-QQ-N-290.
- 4-fingered collet contact is Beryllium Copper Alloy per UNS C17200 ASTM-B194-01.
- Female contact plating is 10µ [.254µm] min. Gold per MIL-G-45204 over 50µ [1.27µm] min. Nickel per SAE-AMS-QQ-N-290.
- Contact current rating=3 Amps.
- Operating temperature=221°F [105°C].
- Insertion Force=180 grams/pin; Withdrawal Force=90 grams/pin; Normal Force=140 grams/pin; based on a .018 [.46] diameter test lead.
- Socket accepts leads .015-.025 [.38-.64] in diameter, .100-.125 [2.54-3.18] long.

MOUNTING CONSIDERATIONS:

- Suggested PCB solder pad size=.028 [.71] min. width.



Note: Aries specializes in custom design and production. In addition to the standard products shown on this page, special materials, platings, sizes, and configurations can be furnished, depending on quantities. Aries reserves the right to change product specifications without notice.

ORDERING INFORMATION

XX-354000-X0

No. of pins:
8, 14, 16, 20, 24, 28

Series

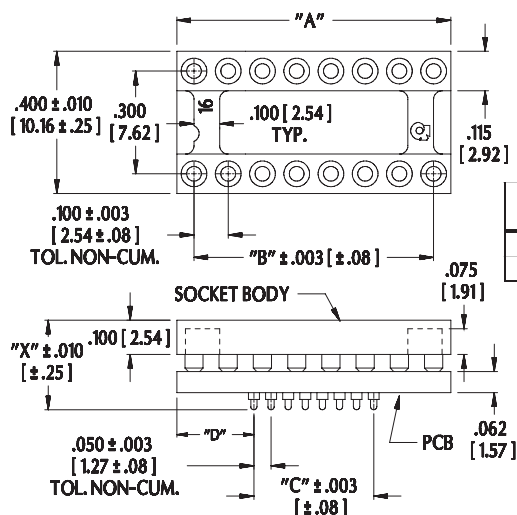
Tin/Lead plating

Adapter pin option
(see suffix table)
1=Short adapter pin
2=Long adapter pin

| No. of Pins | Dim. "A" | Dim. "B" | Dim. "C" | Dim. "D" |
|-------------|---------------|---------------|--------------|--------------|
| 8 | .400 [10.16] | .400 [10.16] | .100 [2.54] | .125 [3.175] |
| 14 | .700 [17.78] | .600 [15.24] | .300 [7.62] | .225 [5.72] |
| 16 | .800 [20.32] | .700 [17.78] | .350 [8.89] | .225 [5.72] |
| 20 | 1.000 [25.40] | .900 [22.86] | .450 [11.43] | .275 [6.99] |
| 24 | 1.200 [30.48] | 1.100 [27.94] | .550 [13.97] | .325 [8.26] |
| 28 | 1.400 [35.56] | 1.300 [33.02] | .650 [16.51] | .375 [9.53] |

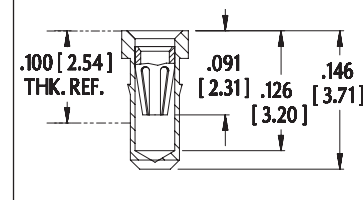
ALL DIMENSIONS: INCHES [MILLIMETERS]

All tolerances ± .005 [.13]
unless otherwise specified



| Part No. Suffix | Dim. "X" | Dim. "Y" |
|-----------------|--------------|--------------|
| -10 | .265 [6.731] | .050 [1.271] |
| -20 | .325 [8.261] | .110 [2.791] |

COLLET CONTACT DETAIL



MALE ADAPTER PIN DETAIL

