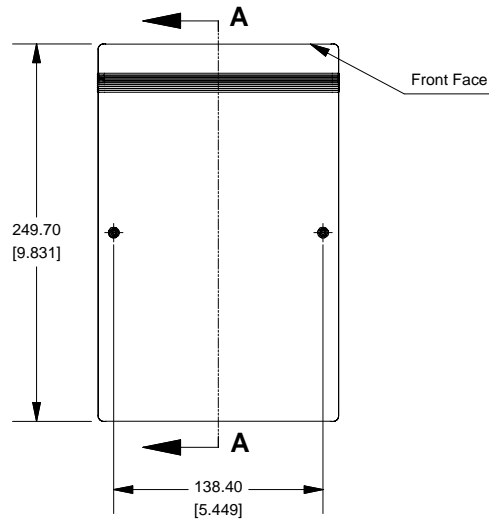
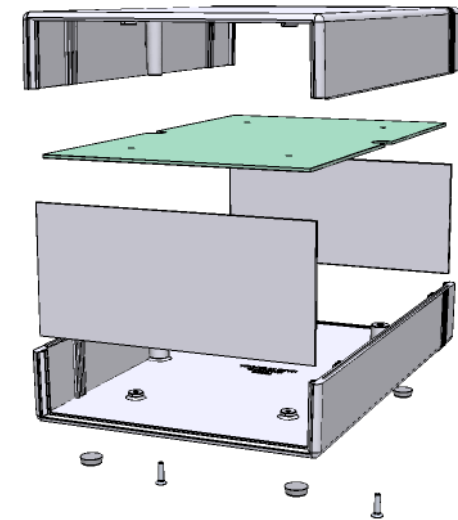
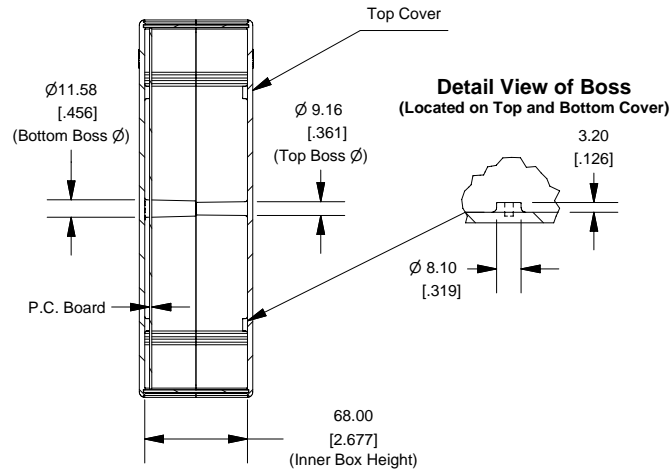


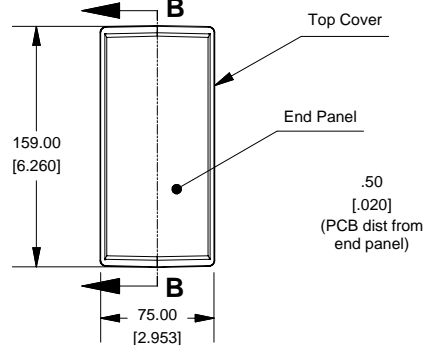
## Bottom View of Assembly



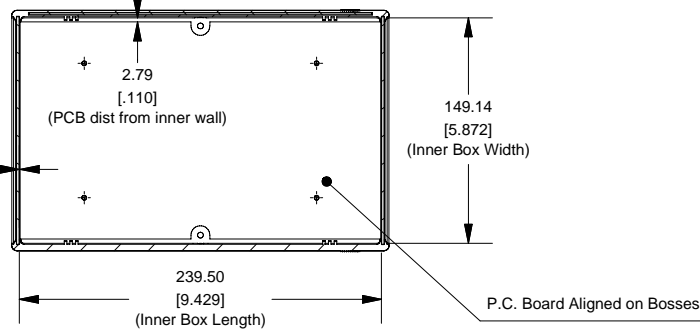
## SECTION A-A (Side View Inside Assembly)



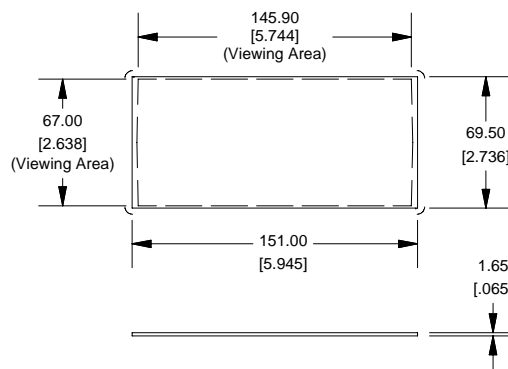
## End View of Assembly



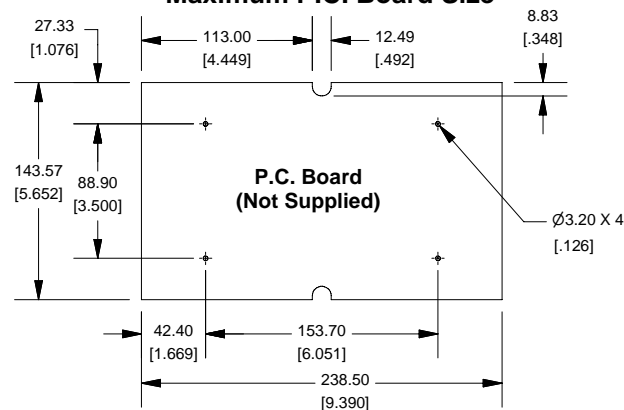
## SECTION B-B (Inside of Bottom Cover)



## Front/Rear Panel (Dashed Line Indicates Viewing Area)



## Maximum P.C. Board Size



Enclosures can be Factory Modified (Milling, Drilling, Printing etc.)  
Solid models of this enclosure available in STEP or IGES.  
Contact Factory [mjm@hammondmg.com](mailto:mjm@hammondmg.com)

### NOTE

Purchased Assembly includes top and bottom cover, front and end aluminum panels (alloy 5052-H32, SPV coating on one side), 2 cover screws, and 4 rubber feet.

### 1598G Instrument Case

FLAME RETARDANT ABS (UL94-VO)	
Black Enclosure with Aluminum Panels	1598GBK
Grey Enclosure with Aluminum Panels	1598GGY
Black EMI/RFI Shielded	1598RGBK
NON-FLAME RETARDANT GPABS (UL94-HB)	
Grey Enclosure with Aluminum Panels	1598GGGY
Grey Enclosure with Black Plastic Panels	1598GGGYPBK
ACCESSORIES	
Black Plastic Panels	1598PLGBK
Rubber Feet (Pkg 24)	1421T2
For 1598 FR-ABS	
Cover Screws (Pkg 100) [M3 - 0.5 x 10mm]	1591MS100
For 1598 GPABS	
Cover Screws (Pkg 100) [#4 x 5/8" (15.9mm)]	1591TS100
For Both Models	
PCB Screws (Pkg 100) [#6 x 1/4" (6.4mm)]	1598ATS100

