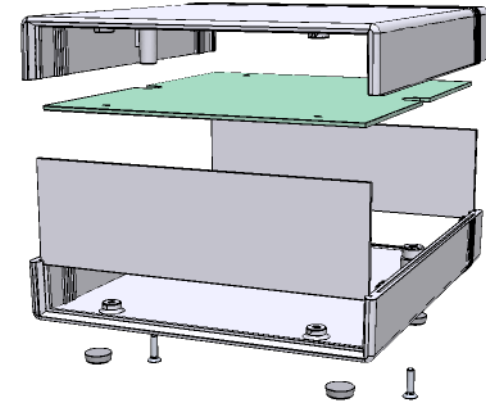
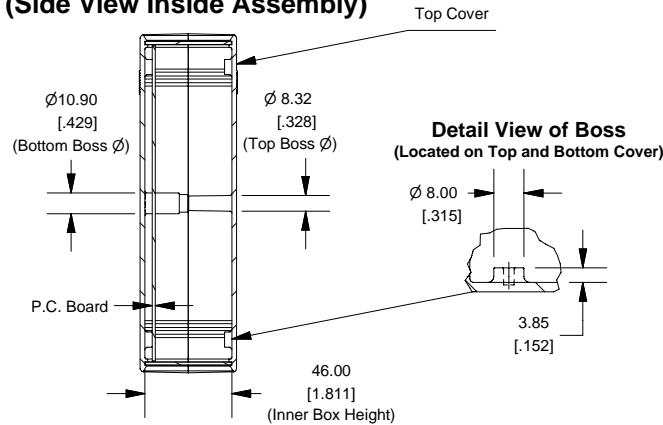
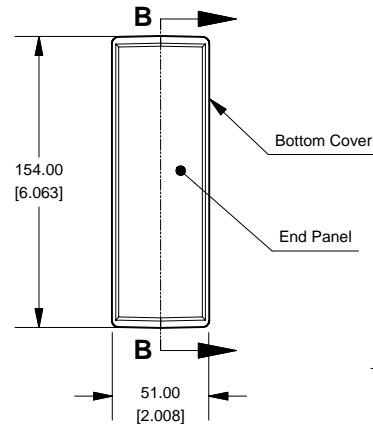


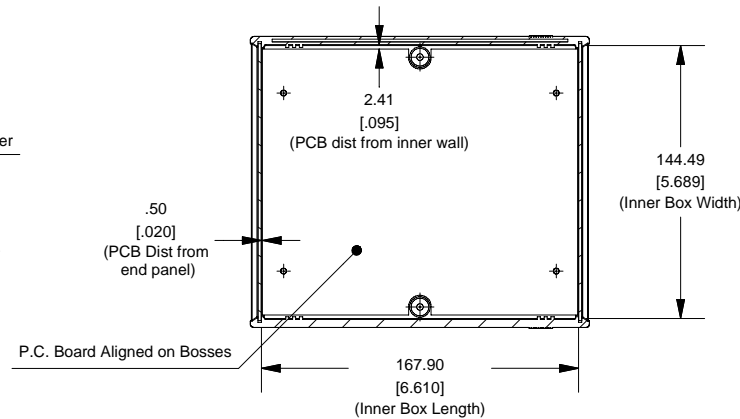
**SECTION A-A  
(Side View Inside Assembly)**



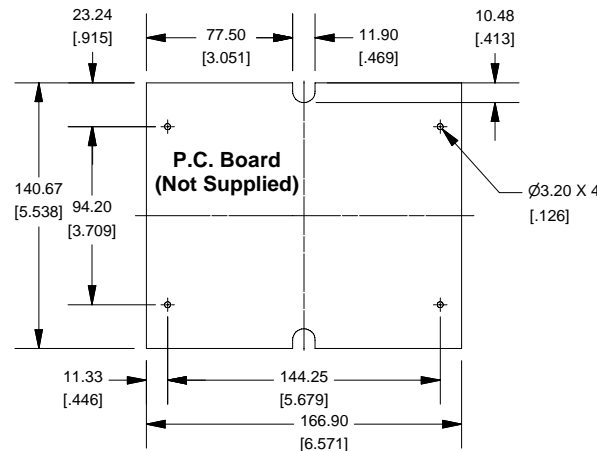
**End View of Assembly**



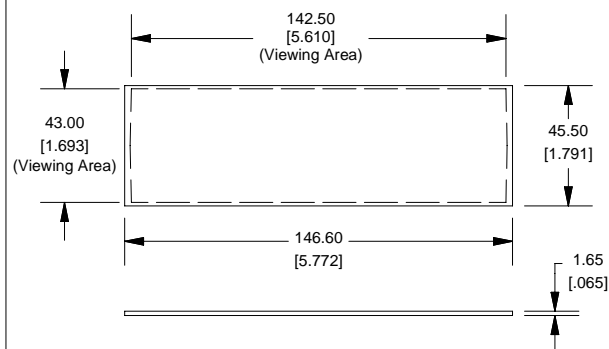
**SECTION B-B  
(Inside of Bottom Cover)**



**Maximum P.C. Board Size**



**Front/Rear Panel  
(Dashed Line Indicates Viewing Area)**



Enclosures can be Factory Modified ( Milling, Drilling, Printing etc. )  
Solid models of this enclosure available in STEP or IGES.  
Contact Factory [mjm@hammondmfg.com](mailto:mjm@hammondmfg.com)

**NOTE**

Purchased Assembly includes top and bottom cover, front and end aluminum panels (alloy 5052-H32, SPV coating on one side), 2 cover screws, and 4 rubber feet.

**1598C Instrument Case**

**FLAME RETARDANT ABS (UL94-VO)**

Black Enclosure with Aluminum Panels	1598CBK
--------------------------------------	---------

Grey Enclosure with Aluminum Panels	1598CGY
-------------------------------------	---------

Black EMI/RFI Shielded	1598RCBK
------------------------	----------

**NON-FLAME RETARDANT GPABS (UL94-HB)**

Grey Enclosure with Aluminum Panels	1598CSGY
-------------------------------------	----------

Grey Enclosure with Black Plastic Panels	1598CSGYPBK
--	-------------

**ACCESSORIES**

Black Plastic Panels	1598PLCBK
----------------------	-----------

Rubber Feet (Pkg 24)	1421T2
----------------------	--------

For 1598 FR-ABS	
-----------------	--

Cover Screws (Pkg 100) [M3 - 0.5 x 10mm]	1591MS100
--	-----------

For 1598 GPABS	
----------------	--

Cover Screws (Pkg 100) [#4 x 5/8" (15.9mm)]	1591TS100
---	-----------

For Both Models	
-----------------	--

PCB Screws (Pkg 100) [#6 x 1/4" (6.4mm)]	1598ATS100
--	------------

**HAMMOND  
MANUFACTURING™**

**1598C**

[www.hammondmfg.com](http://www.hammondmfg.com)